


Bernalillo County 4-H Fair 2022

July 22nd to July 30th



Fair Book

Presented by:

Bernalillo County 4-H Council

Hello!

Thank you for participating in the 2022 Fair.
To add to your success as a Fair participant:



1) If you are an individual with a disability who is in need of aid or service to participate, please contact the 4-H Office at (505) 243-1386 by July 15th.

2) **Be sure to read the entire section on General Rules and Regulations and the rules and regulations for departments you are entering.** Reading the entire fair book will add to your knowledge of the fair and you'll discover other things you might like to do.

3) **Car Passes are available for purchase with your fair entries.** They are issued based on the number you request in the entry site. Passes may be picked up before fair week from the Extension office. At the fair, Livestock Exhibitors, may pick up a car pass from your entry department supervisor. Youth Hall Exhibitors (those who do not have a livestock exhibit in the fair) may pick up a car pass from the entry desk at youth hall when they enter their exhibits. There is no charge to park on entry day, but there is for all days following. **Do not lose them. They will not be replaced!**

4) During the Fair there will be adult supervisors in Youth Hall and in various buildings. If you need help, please contact them or the 4-H Staff. If you have questions, prior to the fair, do not hesitate to call 243-1386.

5) Park in designated areas!

6) Remember this is your fair! Have fun and enjoy yourself!

--4-H Staff

New Mexico State University is an equal opportunity/affirmative action employer and educator. NMSU and the U.S. Department of Agriculture cooperating.
--

INDEX

Schedule of events	5
Your Notes	10
General Rules and Information	11
Youth Hall Trophy Areas	15
4-H Club Booth Competition	16
YOUTH HALL DEPARTMENTS	
General Youth Hall Rules	18
Animal Sciences	20
Horticulture & Agronomy	23
Natural Sciences	27
Engineering Sciences	29
Personal Growth & Development	32
Creative Arts	36
Home Economics	43
Consumer Education & Home Management	52
Arts & Crafts	53
Family Life	54
Cloverbuds	55
Special Exhibits and Youth Hall Silent Auction	56
Sale Ring Cake and Pie	57
SMALL ANIMAL DEPARTMENTS	
Small Animal Sale	60
Small Animal Shows	62
Poultry Department	65
Rabbits & Cavy Department	74
All Other Small Animals	78
Dog Department	79
LIVESTOCK DEPARTMENTS	
General Livestock Rules	81
Livestock Showmanship	87
Junior Livestock Sale	90
Swine Department	92
Sheep Department	94
Beef Department	96
Goat Department	98
Dairy Goat Department	101
Dairy Heifer Department	103
Horse Department	105

BERNALILLO COUNTY FAIR SCHEDULE

STATE FAIRGROUNDS

(unless otherwise designated)

JULY 23rd-July 30th, 2022

Facilities/Location for Exhibits

Dog ShowDairy Barn


Beef, Sheep, Dairy, Goats.....Dairy Barn

Swine.....Swine Barn

HorsesIndoor & Outdoor Horse Arenas

Poultry, Cavy and Rabbits.....Dairy Barn

4-H Club Booths / Non-Livestock Exhibits.....Youth Hall



YOUTH HALL EXHIBIT VIEWING HOURS

Monday-Thursday - 9 am to 6:00 pm


4-H SMALL ANIMAL SALE

Saturday, July 30th

4-H LIVESTOCK SALE

Saturday, July 30th Swine Barn

Fair Schedule



Friday July 22, 2022 — Youth Hall

- **9am:** Clean up Youth Hall, Set up Exhibit Areas
- **10am—1pm:** Enter Youth Hall Exhibits, Enter Cloverbud, Non-livestock exhibits, Enter Sale Ring Cake and Pie Exhibits,
- **12pm:** Youth Hall Fair Officials/Superintendents Training
- **1:15pm—3:15pm:** Youth Hall Judging of all exhibits
 - *(Youth Hall closed to non-helpers)*
- **3:15pm-7pm:** Display Youth Hall Exhibits



Saturday July 23, 2022 – Horse Show/Barn Set-up

- **8am:** Horse Show in Indoor Horse Arena
- Animal Superintendents may clean/set-up Dairy Barn, Annex and Swine Barn

Sunday July 24, 2022 — Animal Check-in

- **9am– 5pm:** Check-in Dairy Cattle, Cattle, Lambs, Swine, Goats
- **1pm-5pm:** Club Booth Set-Up Time
- **3pm-8pm:** Check-in Rabbits, Poultry, Cavy and other small animal.
- **5pm:** Show Meeting In the Dairy Barn



Monday July 25, 2022: Small Animal Shows

- **8 am—12pm: Rabbit Confirmation**
- **8am-12pm: Poultry Showmanship**
- **9am— Youth Hall Open**
- **1 pm– 4pm:** Rabbit Showmanship
- **1pm-4pm:** Poultry Confirmation
- **2 pm—4pm:** Cavy Showmanship/Confirmation, all other small animals' confirmation/showmanship

Tuesday July 26, 2022: Dog Show/Small Animal/Lamb Show

- **8 am:** Check-in for dog show
- **9 am:** Dog Show– Dairy Barn
- **9am:** Youth Hall Exhibits Open to Public Viewing
- **4pm—6pm:** Small Animal Round Robin
- **7pm:** Declared Pig Weights Due
- **7:30 pm– 8:30 pm:** Lamb Show: *(Times approximate)*
 - Market
 - Confirmation
 - Breeding
 - Confirmation
 - Exhibition Show
 - Showmanship:
 - Exploration Age (ages 5-8)
 - Novice
 - Junior
 - Senior
 - Grand Drive


***Please inform sales committee immediately if you are pulling lamb(s) out of the sale*



Wednesday July 27, 2022: Large Animal Shows

- **8am:** Goat Show:
 - Dairy Goat
 - Confirmation
 - Showmanship
 - Exploration Age
 - Novice
 - Junior
 - Senior
 - Grand Drive
 - Market Goat/Pygmy Goat/All other Goats:
 - Confirmation
 - Showmanship
 - Exploration Age (ages 5-8)
 - Novice
 - Junior
 - Senior
 - Grand Drive
- **9am –6pm:** Youth Hall Exhibits Open
- **2pm:** Dairy Cattle Show:
 - Confirmation
 - Showmanship
 - Novice
 - Junior
 - Senior
 - Grand Drive
- **4pm:** Beef Show:
 - Market Steers
 - Confirmation
 - Breeding Beef
 - Confirmation
 - Beef Showmanship
 - Novice
 - Juniors
 - Seniors
- **7pm– 8pm:** Market Swine Declared Weight Show
 - Confirmation
 - Showmanship
 - Exploration Age (ages 5-8)
 - Novice
 - Junior
 - Senior
 - Grand Drive

****FOR ALL MARKET LIVESTOCK —Please inform sales committee immediately if you are pulling animal(s) out of the sale**



Thursday July 28, 2022 Large Animal Round Robin

- **9am:** Youth Hall Exhibits Open to Public Viewing
- **9:30 am:** Large Animal Round Robin – Pre-Meeting
- **10:00am:** Large Animal Round Robin Show
- **6pm:** Youth Hall Closes
- Sale Order

Friday July 29, 2022

- Complete Sale Orders
- Set-up Dairy Barn for Sale
- **10am:** Youth Hall Clean-up
- **12pm:** Youth Hall Exhibits Ready for Pick-up
- **3pm:** Mandatory Sale Meeting
- **4:30pm:** Awards Night
- **6:30pm:** Dance

SALE

Saturday July 30, 2022 SALE and Clean up

- **8am:** Finish Sale Set-up
- **10am:** Buyer Registration
- **11am-12pm:** Buyer Luncheon
- **12pm: SALE**
- **4pm:** Release of Animal Exhibits and Packer Release (Times are approximate)
- **4pm-10pm:** Clean up and move out

***Early animal release subject to Superintendent Approval**



NOTES
THINGS TO REMEMBER TO TAKE TO THE FAIR



RULES FOR BERNALILLO COUNTY FAIR

Suggestions for improving our Fair shall be submitted in writing to the Fair board, 1510 Menaul NW, Albuquerque, New Mexico 87107 prior to November 1st. Suggestions after that date will be considered for the following fair. Each constructive suggestion will be considered by the Fair board. An answer in writing will be sent informing you of the action taken. Please sign your letter and give your return mailing address, including zip code.

1. The Bernalillo County Fair will be held at the New Mexico State Fairgrounds.
2. All 4-H exhibitors must have been enrolled in 4-H and the respective project by May 1. All Youth Hall exhibitors must be enrolled 4-H members in Bernalillo County by May 1 to be eligible to enter exhibits in Youth Hall Departments.
3. The management will not be responsible for loss or damage to exhibits, vehicles, or personal belongings or for accidents, but all precautions will be taken.

A. ENTRIES

4. **A.** All entries must be submitted through the Fair Entry system by July 15th, 2022. See rule 6 for fees.
B. Mandatory Identification is required for Market Beef, Market Sheep, Market Goats and Market Hogs. Market animals not tagged by the Livestock Committee on or before the date scheduled in the Bernalillo County 4-H Calendar or other means of notification will **not** be eligible to be shown and sold at the fair.
C. ***Market animals may be ear tagged by family name until entry in the Bernalillo County Fair. New Mexico State Fair animals must be ear tagged in the specific 4-H Member's name and those animals must be entered in his/her name if shown in the Bernalillo County Fair.***
5. The livestock entry fees collected will be used to help defray the expenses of the Fair. All entries for A through L, below, are due July 15th, 2022. All pen fees are due with entries on July 15th, 2022. A \$5.00 pen fee per large animal species must accompany entries. Fees may be paid in cash (must have exact change) or **Check or money order payable to BERNALILLO COUNTY 4-H COUNCIL. All entry fees A through M are non-refundable. Fees may also be processed online in the Fair Entry System, you will be responsible for paying the automatically assessed a fee that will be no more than 3% on any credit/debit card transaction.**

	Entry Fee	Administration Fee	Stall Fee
A. Breeding & Market Sheep	\$5 per head	\$5.00 per Species	\$5.00 per species
B. Market Swine	\$5 per head	\$5.00 per Species	\$5.00 per Species
C. Market Steers	\$5 per head	\$5.00 per Species	\$5.00 per Species
D. Breeding Beef	\$5 per head	\$5.00 per Species	\$5.00 per Species
E. Goats	\$5 per head	\$5.00 per Species	\$5.00 per Species
F. Dairy Cattle	\$5 per head	\$5.00 per Species	\$5.00 per Species
G. Rabbits & Cavy	\$2.00 per entry		\$2.00/cage
H. Poultry	\$2.00 per entry		\$2.00/cage
I. Dog	\$5.00 per dog		
J. Youth Hall	\$0.50 cents for one entry in Youth Hall		
K. Horse	See rule #6 for entry fees		
L. Exploration Age	No entry fee.		

6. The fee is \$35.00 for the first horse entered. The fee for additional horses entered is \$5.00 per class and an office fee of \$10.00. Fees are to be paid at the time of entering at the Fairgrounds. Stalls will not be available during the show. Plan to show out of your trailer.
7. Be present to check out exhibits at the scheduled time. Extension office and State Fair are not responsible for exhibits not picked up at end of the fair. All first-place exhibits in youth hall will be held for entry at the state fair.
8. Only one name per entry will be accepted.
9. All exhibits must be current year 4-H work and done by the exhibitor. Exhibitor may not enter any item more than once even if enrolled in the same project again.
10. Any 4-H member may enter county only open classes for which no 4-H project is available but must be enrolled in the project for all other classes.
11. **A.** Youth Hall Posters may be **no larger than 14 x 22 inches** (this is half of a standard sheet of poster board). Posters are defined as any flat paper, foam board, cardboard, or other backing appropriate for hanging on the wall for display. Flat items placed on stands or with stands attached will be considered posters and the stands will not be utilized for display.
- B.** Youth Hall Display boards may be **no larger than 18 x 48 inches** (this is a small size display board, or half of a standard display board.) Display boards are defined as scored, **freestanding** science boards that may be purchased at any school supply store. These are boards made freestanding by the sides being folded in slightly.
- C.** Youth Hall Exhibit bases for three dimensional vertical displays may be **no larger than 24 x 24 inches**. A vertical display is defined as an exhibit with a solid base where the exhibit rises up. This would apply to small engines, Self-Determined, or any other appropriate 3-D Display.

D. Judging will be based on the standards listed including any size guidelines in the 4-H project book. Some project boards are given specific measurements within the project. For example, Leathercraft and Braiding have guidelines in the project book. If an exhibit is defined by the project book that is the rule members must follow.

- 12.** 4-H CLUBS/EXHIBITORS MUST FURNISH THEIR OWN WHEELBARROW, RAKES, SCOOPS, ETC., IN THE LIVESTOCK AREAS. THE STATE FAIR DOES NOT FURNISH THESE ITEMS.

B. CLASSES

- 13.** No classes will be made other than those listed in the Fair Premium Book. When making entry, check to see if there is class listed for that particular exhibit. Incorrect entries will be rejected and returned to members for necessary corrections.
- 14.** Members will be allowed to enter multiple exhibits in each class in Youth Hall. County only classes are designated by starting with a “**c-**”. Items entered in County Only classes are not eligible to move onto State Fair. Only the first-place item from each age division in numbered classes will move onto the State Fair.
- 15.** All awards and placing’s of contest/show by judges will be considered final and shall not be subject to change, except by the judge him/herself. In an instance where a judge’s score/placing are tabulated by a third part and an error is believed to be found, the issue must be presented to the Department superintendent or 4-H Fair board member within 2 hours following the presentation of the award. If an error is corroborated by the show official, the award shall be returned and presented to the rightful recipient.
- 16. Protests** - If after talking to the Department Superintendent/Leader Advisor, the complaining party is not satisfied, a formal protest may be filed. All protests must be made in writing and accompanied by a deposit of **\$50.00 per name on the complaint, which will be forfeited if the protest is not sustained.** Protests must state plainly the cause of the complaint or appeal and must be delivered to the Bernalillo County 4-H Fair board immediately after the occasion of such protest. Protest in poultry, rabbit, cavy, and goat must be filed by the close of judging. All other protests must be filed no later than 1PM the day before the Junior Livestock Sale.

C. AWARDS

- 17. A.** First to sixth place ribbons will be awarded in Youth Hall number only classes. Danish (blue, red, and white) ribbons will be awarded in Youth Hall County only open classes. Cloverbuds and Exploration Age will be awarded participation ribbons. Overall, Champion awards will be given in project sections as designated. No Champion Awards will be given for County Only classes. Awards will not be given unless the exhibits are deemed worthy of merit by judge.
- B.** First to sixth place ribbons will be awarded in livestock classes except in horse, rabbit, dog and small animal show. For horse, rabbit, open booth, dog and small animal show, check with department rules.
- C.** Grand Champion and Reserve Champion ribbons will be presented in livestock classes. **No Grand Champion will be awarded in livestock classes unless there is competition.**
- 18.** Special Awards will be given in project groupings in Youth Hall. There will be awards for novice, juniors and seniors.
- A.** Points will be awarded on the following basis:
- | | |
|---------------------------|-----------|
| Champion | 10 points |
| Reserve Champion | 9 points |
| First Place | 7 points |
| Blue Award (Danish) | 6 points |
| Second Place | 6 points |
| Third Place | 5 points |
| Red Award (Danish)..... | 4 points |
| Fourth Place..... | 4 points |
| Fifth Place | 3 points |
| White Award (Danish)..... | 2 points |
| Sixth Place | 2 points |
- B.** A minimum of 20 points must be scored per project grouping category for a youth to be eligible for a high point award.
- C.** Awards will be presented at the discretion of the superintendent and Agent for the respective project.

YOUTH HALL HIGHPOINT AREAS

ANIMAL SCIENCE and NATURAL SCIENCE

- ▶ Animal projects
- ▶ Veterinary Science
- ▶ Pet projects
- ▶ Entomology
- ▶ Wildlife
- ▶ Shooting Sports
- ▶ Sport Fishing

ENGINEERING

- ▶ Electricity
- ▶ Small Engines
- ▶ Welding
- ▶ Rocketry
- ▶ Wood Science
- ▶ Robotics

PERSONAL GROWTH & DEVELOPMENT

- ▶ Welcome to NM 4-H
- ▶ Health
- ▶ Citizenship
- ▶ Leadership
- ▶ Speaking
- ▶ Clowning
- ▶ Story Telling
- ▶ Cultural Education
- ▶ Computer

CREATIVE ARTS and ARTS & CRAFTS

- ▶ Leathercraft
- ▶ Braiding
- ▶ Ceramics
- ▶ Photography
- ▶ Scrapbooking
- ▶ Jewelry
- ▶ Origami
- ▶ Arts
- ▶ Crafts
- ▶ Hobby Crafts

HOME ECONOMICS – Foods

- ▶ Food & Nutrition projects
- ▶ Baking projects
- ▶ Cake Decorating
- ▶ Food Preservation
- ▶ Cultural Education food projects may be included at the judge's discretion

HOME ECONOMICS and CREATIVE ARTS – Sewing & Fiber Arts

- ▶ Sewing & Clothing projects
- ▶ Quilting
- ▶ Fibercraft projects
- ▶ Duded Up Denim

HORTICULTURE & AGRONOMY

- ▶ Plant and Soil Science
- ▶ Gardening
- ▶ Range Plant Management
- ▶ Forestry

CONSUMER EDUCATION & HOME MANAGEMENT and FAMILY LIFE

- ▶ Housing & Interior Design
- ▶ Helpful, Handy Home How 2's
- ▶ Consumer Savvy Projects
- ▶ Family Life projects

4-H CLUB BOOTHS COMPETITION

Special Rules

1. Arrangements for space must be made through the Bernalillo County 4-H Family Consumer Science Agent by July 18th. There are a limited number of booths. Club 4-H booth space is allocated on a first-come, first-served basis by reservation. Clubs reserve space by phone, 243-1386, with the 4-H Office.
2. Each club may put in only one booth exhibit. Cloverbud exhibits are not eligible for competition. Booth exhibits should use the theme: **“4-H is More....”** Click the link for contest guidelines and rules: [https://cdn.saffire.com/files.ashx?t=fg&rid=NewMexicoStateFair&f=4-H_Booths_\(1\).pdf](https://cdn.saffire.com/files.ashx?t=fg&rid=NewMexicoStateFair&f=4-H_Booths_(1).pdf)
3. Person(s) responsible for putting in a club 4-H booth will be responsible for keeping the booth clean and orderly at all times. Working parts – projectors, moving items – should be inspected regularly to be sure they are operating properly. Precautions must be taken so no booth will present a fire hazard.
4. Each booth is 3’ 4” high, 4’ deep at the base, 8’ across the front with a slanting glass front, and glass sides. Back of booth is formed of sliding wooden panels.
5. Booth exhibits are to be designed and put in place by 4-H members only. 4-H leaders serve as advisors and should sit and watch. Failure to comply will result in disqualification of booth.
6. A committee of judges will determine winners. Decision of the judges is final.
7. Booth Exhibit installations must be complete by Sunday, July 25th at 6 pm. Judging will take place on Monday. Booth Exhibits will be released on Thursday, 12:00-3:00 p.m.
8. Ribbons will be awarded to first, second, and third place booths. The first-place booth must be saved for entry in the State Fair and will represent Bernalillo County 4-H in the State Fair competition.

SCORE CARD

1. Uses effective caption on title sign -- short, catchy, appropriate, well placed. 5 pts
2. Draws attention; causes people to stop..... 15 pts
3. Arouses and holds interest; makes people stop long enough to read and study booth content..... 20 pts
4. Has much educational value; presents facts in a distinctive manner.....25 pts
5. Develops theme around skills learned in 4-H; makes 4-H appealing.....15 pts
6. Has pleasing appearance; decoration is appropriate, conservative, and neat .15 pts
7. Uses explanatory material effectively.....5 pts

Total.....100 points

YOUTH HALL DEPARTMENTS

Youth Hall Superintendents Jody Peach and Melissa Campos

IMPORTANT: PLEASE READ

If you are new or returning it is important to read through the Youth Hall section of the Fair book. All county classes are listed in a shaded box. This will make it clear to the exhibitor about the award system and which projects qualify for State Fair.

Any project created as a group, with adult help, or in a school setting where the exhibitor is not a registered 4-H member, will be displayed and given participation awards.

Note: Because of security and space limitations, extremely large/heavy project exhibits may not be accepted for display in the 4-H Youth Hall Department; call 243-1386 for prior approval on large Woods, Welding or other large project displays. This only applies to actual items – posters, display boards, and vertical displays may not be over-sized. We cannot guarantee that oversized items will be placed behind glass.

Note: The following Sections will apply to all classes throughout this department unless otherwise noted:

Ages are all determined as of January 1st of the current year:

SECTION N – NOVICE (8 years old and in the third grade or 9-11)

SECTION J – JUNIOR (11 years old and in the 6th grade or 12-13)

SECTION S – SENIOR (13 years old and in the 8th grade or 14-19)

HOW TO REGISTER YOUR PROJECTS

Go to FairEntry.com and find Bernalillo County 4-H Fair

Look up the department your projects fall under. (Check the Index)

Example: *Exhibit about digestive system of a horse (Poster)*
Record Book for the above project

These projects fall under the **Horse Project**. The poster project is listed in the Fair book like this:

1. NM 4-H Horse Project

A class with just a number is eligible for State Fair and you must be enrolled in the project to be eligible to compete in the class.

The project book falls under **PROJECT BOOKS**. Go down the list to find horse project, which is listed in the Fair book as this:

C-17 Completed Project Workbook or County Record Book Horse project

A class with a “**C**” is a county class. It is **NOT** eligible for State Fair or Champion Awards and is awarded under Danish Award System.

Class numbers will guide you in fair entry. The project numbers help you reference which project book to look in for item specifications and requirements.

All food items should be placed on a disposable plate, platter, etc. and covered in clear plastic wrap.

ANIMAL SCIENCE

***No Live Animals are accepted in this exhibit.**

Class #	Project #	Description
BEEF		
1	01001 01002 01003	Beef Cattle Exhibit
2	01009	Self-determined advanced Beef exhibit including Self Determined Project Record Sheet 300.SD.1
C-1		Completed Project Workbook or County Record Book Beef project.
DAIRY CATTLE		
3	01051 01052 01053	Dairy Cattle Exhibit
4	01059	Self-determined advanced Dairy Cattle exhibit including Self Determined Project Record Sheet 300.SD.1
C-3		Completed Project Workbook or County Record Book Dairy Cattle project.
GOAT		
5	01101	Dairy Goat Exhibit
6	01103	Meat Goat Exhibit
7	01104	Pygmy Goat Exhibit
8	01109	Self-determined advanced Goat exhibit including Self Determined Project Record Sheet 300.SD.1
C-5		Completed Project Workbook or County Record Book Goat project.
DOG CARE & TRAINING		
9	01151	Dog I: Wiggles and Wags Exhibit
10	01152	Dog II: Bounding Away Exhibit
11	01153	Dog III: Leading the Way Exhibit
12	01159	Self-determined advanced Dog exhibit including Self-Determined Project Record Sheet 300.SD.1
C-9		Completed Project Workbook or County Record Book Dog project.
CATS		
13	01154	Cat I: Purr-fect Pals Exhibit
14	01155	Cat II: Climbing Up Project Exhibit
15	01156	Cat III: Leaping Forward Exhibit
16	01169	Self-determined advanced Cat exhibit including Self-Determined Project Record Sheet 300.SD.1
C-13		Completed Project Workbook or County Record Book Cat project.

HORSE		
17	01202	NM 4-H Horse Exhibit
18	01204	Horse Science Exhibit
19	1209	Self-determined advanced Horse exhibit including Self Determined Project Record Sheet 300.SD.1
C-17		Completed Project Workbook or County Record Book Horse project.
RODEO		
20	01221	Rodeo Exhibit
21	01229	Self-determined advanced Rodeo exhibit including Self Determined Project Record Sheet 300.SD.1
C-20		Completed Project Workbook or County Record Book Rodeo project.
POULTRY		
22	01251	Poultry Production Exhibit
23	01259	Self-determined advanced Poultry exhibit including Self Determined Project Record Sheet 300.SD.1
C-22		Completed Project Workbook or County Record Book Poultry project.
RABBIT		
24	01301	Rabbit I: What's Hoppening Exhibit
25	01302	Rabbit II: Making Tracks Exhibit
26	01303	Rabbit III: All Ears Exhibit
27	01309	Self-determined advanced Sheep exhibit including Self Determined Project Record Sheet 300.SD.1
C-24		Completed Project Workbook or County Record Book Rabbit project.
SHEEP		
28	01351	Market Lamb Exhibit
29	01353	Sheep Production Exhibit
30	01359	Self-determined advanced Swine exhibit including Self Determined Project Record Sheet 300.SD.1
C-28		Completed Project Workbook or County Record Book Sheep project.
SWINE		
31	01401	Market Swine Exhibit
32	01409	Self-determined advanced Swine exhibit including Self Determined Project Record Sheet 300.SD.1
C-31		Completed Project Workbook or County Record Book Swine project.
VETERINARY SCIENCE		
33	01451	The Normal Animal Exhibit
34	01452	Animal Disease Exhibit

35	01453	Animal Health and Our World Exhibit
36	01459	Self-determined advanced Veterinary Science exhibit including Self-Determined Project Record Sheet 300.SD.1
C-33		Completed Project Workbook or County Record Book Vet Science project.
SMALL PETS		
37	01501	Pet Pals Exhibit
38	01501	Completed Pet Pals Project Workbook
39	01502	Scurrying Ahead Exhibit
40	01502	Completed Scurrying Ahead Project Workbook
41	01504	Tropical Fish Exhibit
42	01506	Hamster Exhibit
43	01508	Guinea Pig Exhibit
44	01510	Birds (Indoor) Exhibit
45	01509	Self-determined advanced Small Pets exhibit including Self Determined Project Record Sheet 300.SD.1
C-37		Completed Project Workbook or County Record Book Small Pet project.

HORTICULTURE & AGRONOMY

Class #	Project #	Description
PLANT & SOIL SCIENCE		
100	02001	Poster about soils
101	02001	Display board utilizing soils
102	02001	Poster about plant parts and functions
103	02001	Display utilizing a live plant to illustrate plant parts (parts must be labeled)
104	02001	Terrarium
105	02009	Self-determined advanced Plant & Soil Science exhibit including Self-Determined Project Record Sheet 300.SD.1
C-105		Exploring the World of Plants and Soil – Unit I (Project #02001) Record Book (Include project records, one page minimum project story and one page minimum project photos.)
C-105-A		Indoor Gardening - All entries must be prepared according to suggestions in project books. Entries should be labeled with name and, if possible, with the scientific name. PLEASE carefully check plants for pests as they may infect all the plants exhibited. Exhibitor is responsible for checking on plant and caring for it daily. Examples of indoor gardening exhibits are: <ul style="list-style-type: none"> • Foliage plant • African violet • Flowering plant • Dish garden • Succulent • Terrarium
GARDENING (FLOWER)		
106	02102	Floral Arrangement
107	02102	Exhibit about Flower gardening
109	02109	Self-determined advanced Flower Gardening exhibit including Self-Determined Project Record Sheet 300.SD.1
C-106		Flower Gardening (Project #02102) Record Book (Include project records, one-page minimum project story and one-page minimum project photos.)
C-106-A		A dried herb basket (collection of dried herbs with an attached ID list of herbs in the exhibit)
C-106-B		A flower basket (collection of flowers from the garden with an attached ID list of flowers in the exhibit.)

C-106-C		Flower Gardening – any cut flower (3 large blooms, or 5 small blooms, or 1 spray, 1 Sunflower)
GARDENING (LANDSCAPE)		
110	02201	Landscape Gardening Exhibit
111	02209	Self-determined advanced Landscape Gardening exhibit including Self-Determined Project Record Sheet 300.SD.1
C-110		Landscape Gardening I-IV (Project #02201) Record Book (Include project records, one page minimum project story and one page minimum project photos.)
C-110-A		Notebook consisting of photos and story about your service and private area landscape project.
C-110-B		Notebook consisting of photos and story about your home grounds tree project
C-110-C		Notebook consisting of photos and story about your self-determined landscaping project.
C-110-D		Notebook consisting of photos and story about your lawn project
C-110-E		Any cut Xeriscape flower, example: Lavender
C-110-F		Xeriscape Poster- must be mounted and free standing.
C-110-G		Any other Xeriscape Project
GARDENING (PRODUCE)		
112	02251	Produce basket (collection of produce grown by the member and list of vegetables included)
113	02251	Gardening Exhibit
114	02251	Completed Project Book
115	02259	Self-determined advanced Vegetable Gardening exhibit including Self-Determined Project Record Sheet 300.SD.1
C-112		4-H Garden (Vegetable) (Project #02251) Record Book (Include project records, one page minimum project story and one page minimum project photos.)
C-112-A		<p>Vegetable Plate – A sample of vegetables displayed on a disposable plate labeled with type and variety of fruit. Examples of suitable vegetables and amounts to display are:</p> <ul style="list-style-type: none"> • Beans or Peas, any variety (12 pods) • Root vegetables (5 roots, no tops) • Brassicaceous vegetables • Corn, sweet (3 ears in husks, do not trim) • Cucumber, any variety (3 fruits) • Tomato (3 large or 5 small) • Eggplant, any variety (2 medium-sized) • Lettuce, head (2 with wrapper leaves)

		<ul style="list-style-type: none"> • Muskmelon, cantaloupe, squash (3) • Okra (8 pods) • Onion or Garlic, any variety (5 mature bulbs) • Pepper or Tomato, any variety (5 fruits) • Potato, any variety (5 tubers) • Pumpkin (1 fruit) • Watermelon, any variety (1 fruit) • Sunflower (1 head) • Herbs, such as dill, mint, etc. (3 bunches) • Novelty vegetable (an unusual variety)
C-112-B		Garden Exhibit - Collection of five or more different vegetables grown in the exhibitor's own garden this year. Quantity of each variety should consist of at least half the amount required of the preceding Vegetable Plate exhibits. The exhibit may be arranged in any basket, crate, tray, or plate not to exceed 2' x 2' x 12". Container may not be decorated (no handles, etc.)
C-112-C		<p>Fruit Samples – An exhibit of fruit shall consist of a disposable plate of five specimens (individual fruit or bunches). Examples of fruit are:</p> <ul style="list-style-type: none"> • Apples • Plums • Grapes (3 bunches) • Pears
RANGE PLANT MANAGEMENT		
116	02300	Poster about Range Plant Management
117	02300	Ten mounted range plants with 3x5 labels exhibited in a notebook
118	02309	Self-determined advanced Range Plant Management exhibit including Self-Determined Project Record Sheet 300.SD.1
C-116		Range Plant Management (Project #02300) Record Book (Include project records, one page minimum project story and one page minimum project photos.)

FORESTRY		
119	02401	Poster about Forestry
120	02401	Forest Tree Collection – <u>cross-section of tree trunk/large branch</u> with parts labeled & purpose of part listed
121	02409	Self-determined advanced Forestry exhibit including Self-Determined Project Record Form #100.SD.1 or appropriate project record form
C-119		Trees (Forestry) (Project #02401) Record Book (Include project records, one-page minimum project story and one-page minimum project photos)

NATURAL SCIENCE

Class #	Project #	Description
ENTOMOLOGY		
200	03051	Entomology I exhibit (not an insect collection)
201	03052	Entomology II Insect Collection (20 specimens from at least 5 orders)
202	03052	Entomology III Insect Collection (30 specimens from at least 10 orders)
203	03052	Entomology IV Insect Collection (30 specimens from at least 10 orders)
204	03052	Entomology V Insect Collection (30 specimens from at least 10 orders)
205	03059	Self-determined advanced Entomology exhibit including Self Determined Project Record Sheet 300.SD.1
C-200		Entomology Project Record Book for any of the following (Include project records, one-page minimum project story and one-page minimum project photos.): Entomology I (Project #03051) Entomology II and Advanced (Project #03052)
C-200-A		Extracting honey: two jars, one pint size, home packed, labeled as to source. i.e. alfalfa, cat claw, cotton, etc. (two jars same source)
C-200-B		Comb honey, any flavor, wrapped in cellophane or other transparent material (one pound)
C-200-C		Beeswax (one pound)
WILDLIFE		
206	03101	Discovering Wildlife in New Mexico exhibit
207	03102	Small Game of New Mexico exhibit
208	03103	Waterfowl Management exhibit
209	03104	Big Game of New Mexico exhibit
210	03105	Furbearers Exhibit
211	03109	Self-determined advanced Wildlife exhibit including Self Determined Project Record Sheet 300.SD.1
C-206		Wildlife Project Record Book for any of the following (Include project records, one page minimum project story and one page minimum project photos.):
SHOOTING SPORTS		
220	03201	Rifle exhibit showing terms, history, parts, equipment, or techniques

221	03201	Completed Rifle Member Record (Project) Book (100.F-38 N-20) Not the project record form.
222	03202	Pistol exhibit showing terms, history, parts, equipment, or techniques
223	03202	Completed Pistol Member Record (Project) Book (100.F-39 N20) Not the project record form
224	03203	Shotgun exhibit showing terms, history, parts, equipment, or techniques
225	03203	Completed Shotgun Member Record (Project) Book (100.F-40 N18) Not the project record form.
226	03204	Archery exhibit showing terms, history, parts, equipment, or techniques
227	03204	Completed Archery Member Record (Project) Book (100.F-41A N-20) Not the project record form.
228	03206	Muzzleloading exhibit showing terms, history, parts, equipment, or techniques
229	03206	Completed Muzzleloading Member Record (Project) Book (100.F-44 N-18) Not the project record form.
230	03209	Self-determined advanced Shooting Sports exhibit including Self Determined Project Record Sheet 300.SD.1
C-220		Shooting Sports Project Record Book for any of the following (Include project records, one-page minimum project story and one-page minimum project photos.)
SPORT FISHING		
240	03401	Poster demonstrating common sports fish species found in your county and the water where they can be found
241	03401	Exhibit on fishing safety
242	03401	Exhibit using rope to demonstrate tying the common knots used in fishing
243	03401	One original fly or lure crafted by the member with a poster describing which fish and conditions the fly is designed for and how to use the tackle properly
244	03409	Self-determined advanced Sport Fishing exhibit including Self Determined Project Record Sheet 300.SD.1
C-217		Sport Fishing & Aquatic Resources (Project #03401) Record Book (Include project records, one page minimum project story and one page minimum project photos.)

ENGINEERING SCIENCE

Class #		Project #	Description
ELECTRICITY			
300	04151		Flashlight
301	04151		A Simple Switch
302	04151		Electromagnet
303	04151		Completed Magic of Electricity Project Book
304	04152		Complete simple circuit demonstrating DC and AC current
305	04152		Parallel Circuit Board labeled with proper symbols
306	04152		Series Circuit Board labeled with proper symbols
307	04152		Battery Alarm
308	04152		Completed Investigating Electricity Project Book
309	04153		Exhibit of various electrical wires, labeled with gauge, type and usage
310	04153		Poster demonstrating 3 major types of light bulbs
311	04153		Poster showing circuits and switches floor plan of your home, including receptacles and fixtures, labeled with proper symbols
312	04153		Completed Wired for Power Project Book
313	04154		Circuit using diodes, label all parts with proper symbols
314	04154		Circuit that intermittently flashes the LED
315	04154		A 6 to 8 Watt Amplifier
316	04154		Completed Entering Electronics Project Book
317	04159		Self-determined advanced Electricity exhibit including Self Determined Project Record Sheet 300.SD.1
C-300			Electricity I (Project #04151) Record Book (Include project records, one page minimum project story and one page minimum project photos.)
C-300-A			Circuit Quiz Board or Game
C-200-B			Any Other Electric Energy Item
SMALL ENGINES			
318	04251		Crank It Up – exhibit
319	04251		Crank It Up – completed project workbook
320	04252		Warm It Up – exhibit
321	04252		Warm It Up – completed project workbook
322	04253		Tune It Up – exhibit
323	04253		Tune It Up – completed project workbook
324	04259		Self-determined advanced Small Engines exhibit including Self Determined Project Record Sheet 300.SD.1
C-318			Small Engines I (Project #04251) Record Book (Include project records, one-page minimum project story and one page minimum project photos.)

WELDING		
325	04301	Unit I Name Plate – no larger than 12”x 24”x 3/16” or ¼”
326	04301	Unit I Silhouettes – set of 4 NRA small bore rifle regulation animals ¼” or 3/16” thick
327	04301	Unit I Clover – 12” across by ¼” or 3/16” thick
328	04302	Unit II – Skill Plate
329	04302	Unit II – Adjustable Sawhorse
330	04309	Self-determined advanced Welding exhibit including Self Determined Project Record Sheet 300.SD.1
C-325		Welding Project Record Book for any of the following (Include project records, one page minimum project story and one page minimum project photos.)
C-325-A		Metal Art Sculpture
ROCKETRY		
331	04401	Unit I – Model Rocket – Skill Level I
332	04401	Unit I – Model Rocket – Skill Level II
333	04402	Unit II – Model Rocket – Multi-Stage
334	04402	Unit II – Rocketry Exhibit
335	04409	Self-determined advanced Rocketry exhibit including Self Determined Project Record Sheet 300.SD.1
C-331		Any of the following Rocket Propulsion Demonstration Projects: <ul style="list-style-type: none"> • Soda Pop Hero Engine • Newton Cart • Rocket Pinwheel • Pencil Rocket • Rocket Car • Space Shuttle Model • Paper Rocket • Hero Engine
C-331-A		Unit III - Intermediate Model Rocketry, model rocket (Project #80013)
C-331-B		Unit IV - Advanced Model Rocketry, model rocket (Project #80014)
C-331-C		Unit V - Expert Model Rocketry, model rocket (Project #80015)
C-331-D		Unit VI - Designer Model Rocketry, Original Designed Rocket (no kit) (Project #80016)
C-331-E		Rocketry Project Record Book (Include project records, one page minimum project story and one page minimum project photos.):
C-331-F		Launch support equipment constructed by member
C-331-G		Model rocket safety poster

WOOD SCIENCE		
336	04451	Measuring Up – Flower Box
337	04451	Measuring Up – Napkin or Letter Holder
338	04451	Measuring Up – Picture Frame
339	04451	Measuring Up completed project workbook
340	04452	Making the Cut – Napkin or Letter Holder
341	04452	Making the Cut – Birdhouse
342	04452	Making the Cut – Foot Stool
343	04452	Making the Cut – completed project workbook
344	04453	Nailing it Together – Bookcase
345	04453	Nailing it Together – Learning Tree Jigsaw Puzzle
346	04453	Nailing it Together – Box of Many Uses
347	04453	Nailing it Together – completed project workbook
348	04454	Finishing Up – Name Plate with inlay and overlay
349	04454	Finishing Up – Step Stool/Chair
350	04454	Finishing Up – Table Top Hockey Game
351	04454	Finishing Up – completed project workbook
352	04459	Self-determined advanced Wood Science exhibit including Self Determined Project Record Sheet 300.SD.1
C-336		Wood Science Project Record Book (Include project records, one page minimum project story and one page minimum project photos.)
C-336-A		Coping Saw Item
C-336-B		Carved Item
C-336-C		Turned Article
C-336-D		Scroll Saw Item
ROBOTICS		
360	04469	Self-determined Robotics exhibit including Self-Determined Project Record Form #100.SD.1
C-360-A		Junk Drawer Robotics Unit 1 (Include project records, one page minimum project story and one page minimum project photos.)
C-360-B		Unit 2 (Include project records, one page minimum project story and one page minimum project photos.)
C-360-C		Unit 3 (Include project records, one page minimum project story and one page minimum project photos.)
C-360-D		Unit 4 (Include project records, one-page minimum project story and one page minimum project photos.)

PERSONAL GROWTH & DEVELOPMENT

Class #	Project #	Class Description
WELCOME TO NM 4-H		
400	05001	4-H Banner (no larger than 18x24 inches) including name, club, county and clover. Embellished using an electronic craft cutting machine (also known as a die cutter or cutting plotter).
401	05001	4-H Banner (no larger than 18x24 inches) including name, club, county and clover. Embellished using any other technique other than an electronic craft cutting machine (examples: paint, glitter, buttons, sequins, etc.).
402	05001	Decorated 4-H T-shirt (must have a 4-H theme). Embellished using an electronic craft cutting machine (also known as a die cutter or cutting plotter).
403	05001	Decorated 4-H T-shirt (must have a 4-H theme). Embellished using any other technique other than an electronic craft cutting machine (examples: paint, glitter, buttons, sequins, etc.).
404	05001	Frame decorated with 4-H clover and slogan or motto - no larger than 9x12 inches with a photo of 4-H members or a 4-H activity (frame may not contain glass)
405	05001	Poster showing your participation in a 4-H event or activity
406	05009	Self-determined advanced Growth & Development exhibit including Self-Determined Project Record Sheet 300.SD.1
C-400		Any exhibit with 4-H the emphasis (i.e. drawing, written copy of PA announcement, bumper sticker design, poster of the motto, slogan, creed, pledge or emblem, 4-H t-shirt, 4-H banner/pennant/flag, windsock, pillow)
HEALTH & SAFETY		
407	05040	Sports Fitness exhibit
408	05049	Self-determined advanced Physical Fitness exhibit including Self-Determined Project Record Sheet 300.SD.1
409	05029	Self-determined advanced Health exhibit including Self-Determined Project Record Sheet 300.SD.1
410	05039	Self-determined advanced Safety exhibit including Self-Determined Project Record Sheet 300.SD.1
410	05039	Self-determined Safety exhibit including Self-Determined Project Record Form #100.SD.1 or appropriate project record form
C-407		Sports Fitness (Project #05040) Record Book (Include project records, one page minimum project story and one page minimum project photos.)

CITIZENSHIP		
411	05351	Unit I – My Clubs and Groups project exhibit
412	05352	Unit II – My Community project exhibit
413	05353	Unit III – My Heritage project exhibit
414	05354	Unit IV – My Government project exhibit
415	05355	Unit V – My World project exhibit
416	05359	Self-determined advanced Citizenship exhibit including Self Determined Project Record Sheet 300.SD.1
C-411		One People, One Flag display or poster and workbook
C-411-A		One People, One Constitution display or poster and workbook C-8e Community Service Report/Scrapbook (minimum one page report and minimum one page of pictures)
LEADERSHIP		
417	05201	Leadership I – Poster demonstrating personal leadership
418	05203	Leadership II – Photo story showing personal leadership event
419	05205	Leadership III – Written goals, action plan and results of a leadership event encouraging leadership in others
420	05209	Self-determined advanced Leadership exhibit including Self Determined Project Record Sheet 300.SD.1
C-417		Leadership Project Record Book (Include project records, one-page minimum project story and one-page minimum project photos.):
SPEAKING		
421	05301	Written speech on a topic of choice given at a 4-H Event
422	05301	Portfolio on a speech given at a 4-H Event. Must include written speech, supporting materials (such as photos, news articles, letters, awards or other pieces of information that support speech given), and a reference list of sources used.
423	05301	Picture Display of Visual Aids Used to Support a Presentation
424	05301	Video of Speech
425	05301	Written story of your Public Speaking experience
426	05309	Self-determined advanced Public Speaking exhibit including Self-Determined Project Record Sheet 300.SD.1
CLOWNING		
427	05401	Clowning project exhibit
428	05409	Self-determined advanced Clowning exhibit including Self Determined Project Record Sheet 300.SD.1
DIGITAL STORY TELLING		
429	05311	Exhibit about Digital Story Telling
430	05311	Digital Story with a 4-H Theme

431	05311	Digital Story with a non-4-H Theme
NEW MEXICO FLAVOR		
502	05501	Plate of three (3) flour tortillas (specify flour type)
503	05501	Chile Ristra
504	05501	Recipe Box with recipes
505	05501	Plate of three (3) biscochitos
506	05501	Plate of three (3) NM Wedding Cookies
507	05501	Plate of three (3) corn tortillas
508	05501	Plate of three (3) empanadas
UNIQUELY NEW MEXICO		
509	05502	Journal about a County Trip
510	05502	Small Sand Art Article (4"x4", 5"x5", or 6"x6")
511	05502	Large Sand Art Article (8"x11" or 12"x12")
512	05502	Tin Art Article
513	05502	Corn Necklace
514	05502	Cornhusk Doll
515	05502	Piñata
516	05502	Craft of Your Choice (must pertain to New Mexico)
NEW MEXICO ROUNDUP		
516	05503	Rope Article
517	05503	Plate of three (3) sourdough biscuits
518	05503	Beef Jerky – four (4) strips
519	05503	Trail Mix (1/2-pint jar)
520	05503	Poster of Your County Agricultural Products
521	05503	Poster on the Cattle Industry in New Mexico
522	05503	Poster on the Sheep Industry in New Mexico
523	05503	Craft of Your Choice using a recycled boot
530	05509	Self-determined advanced Cultural Education exhibit including Self-Determined Project Record Sheet 300.SD.1
C-513		Cultural Education Project Record Book for any of the following (Include project records, one-page minimum project story and one page minimum project photos.): New Mexico Flavor (Project #05501) Uniquely New Mexico Project (Project #05502) New Mexico Roundup Project (Project #05503)
C-513-A		Any craft or item with New Mexican cultural significance: <ul style="list-style-type: none"> • Piñata • Chile Ristra • Silversmithing • Ojo

		<ul style="list-style-type: none"> • Beading • Rope article • State Symbols Poster • Any other item
C-513-B		NM4-H International Exchange Host Family Experience, one page minimum report and one page minimum of photos
COMPUTER		
600	08109	Self-determined advanced Computer exhibit including Self Determined Project Record Sheet 300.SD.1

CREATIVE ARTS

Class #	Project #	Class Description
LEATHERCRAFT		
700	06001	Coaster
701	06001	Dog collar
702	06001	Coin purse
703	06001	Knife sheath
704	06001	Other stamped item
705	06001	Practice board
706	06002	Unit II Exhibit Board
707	06003	Unit III & Advanced – wallet/checkbook cover
708	06003	Unit III & Advanced – belt
709	06003	Unit III & Advanced – chaps/chinks
710	06003	Unit III & Advanced – purse/bag
711	06003	Unit III & Advanced – notebook/portfolio/tablet case
712	06003	Unit III & Advanced – home or office accessory
713	06003	Unit III & Advanced – tack and saddle accouterments
714	06003	Unit III & Advanced – gun cases/holsters
715	06003	Unit III & Advanced – saddle
716	06003	Unit III & Advanced – any other small item not suitable for the above classes (no larger than an 8 ½ x 11 sheet of paper)
717	06003	Unit III & Advanced – any other large item not suitable for the above classes (larger than an 8 ½ x 11 sheet of paper)
718	06009	Self-determined advanced Leathercraft exhibit including Self Determined Project Record Sheet 300.SD.1
C-700		Leathercraft Project Record Book for any of the following (Include project records, one-page minimum project story and one page minimum project photos.): Leathercraft I (Project #06001) Leather Carving II (Project #06002) Leather Carving III and Advanced (Project #06003)
C-700-A		County-only leathercraft item

817	06071	Unit 3 – Article in Bargello, Florentine, Hungarian, Parisian, Brick or upright Gobelin stitch and completed project record sheet
818	06071	Unit 3 – Article using at least five slanted and two straight stitch variations and completed project record sheet
CROCHET		
819	06061	Unit 1 – Scarf, cap, or beret (choose one) using combination of single and double crochet stitches
820	06061	Unit 1 – Pillow using granny square design
821	06061	Unit 2 – Potholder using basic crochet stitches and one or more pattern stitches
822	06061	Unit 2 – Decorative Stitch Pillow using basic stitches and one or more pattern stitches
823	06061	Unit 3 – An afghan, shawl, scarf or throw using one or a combination of the following stitches: Afghan Stitch, Broomstick Lace, or Hairpin Lace
MACRAME		
824	06081	Unit 1 – Two small articles illustrating square and half hitch knots and their variations and completed project record sheet
825	06081	Unit 2 – Two articles using different knots or knot variations of different types of yarn or cord and completed project record sheet
826	06081	Unit 3 – Article of original design with chart and completed project record sheet
KNITTING		
827	06041	Unit I - Two small articles, using the basic knitting stitches – knit and purl (head band, cap, slippers, belt, purse, placemats, pillow top, scarf, muffler, or other items.
828	06041	Unit II – Two Articles (shrink, vest, simple sweater, poncho, shawl, cap and/or mittens) showing: <ul style="list-style-type: none"> a. Increasing and decreasing stitches. b. Two or more connected pieces. c. Use of two or more colors (as in stripes). d. A combination of at least two variations of basic knit and purl stitches in <i>each</i> article.
829	06041	Unit III - Garment or large article such as an afghan, coat, sweater, dress, suit or other item, using a pattern that includes a design variation in stitch pattern and/or color.
830	06041	Unit III - Mittens, socks or hat knitted using four needles.

COUNTY ONLY FIBERCRAFT		
C-800		Fibercraft Project Record Book for any of the following (Include project records, one page minimum project story and one page minimum project photos.): Embroidery I and Advanced (Project #06051) Cross-stitch I and Advanced (Project #06055) Needlepoint I and Advanced (Project #06071) Crochet I and Advanced (Project #06061) Macrame I and Advanced (Project #06081) Knitting I and Advanced (Project #06041)
C-800-A		Any item, floss embroidery (i.e., pillowcases, picture, sampler, tablecloth, quilt)
C-800-B		Any Candle wicking item/set
C-800-C		Any Machine embroidery item/set
C-800-D		Any Cross-stitch item/set
C-800-E		Any Needlepoint item/set on fabric canvas
C-800-F		Any Needlepoint item/set on plastic canvas
C-800-G		Any Crochet item/set (i.e., potholder, cap, mittens, toy, afghan, sweater)
C-800-H		Any Macrame item
C-800-I		Any Knitting item/set
C-800-J		Any article, Hairpin Lace
C-800-K		Any Off Loom Weaving item/set
C-800-L		Latch hooked item
C-800-M		Hand quilted item
C-800-N		Machine quilted item
C-800-O		Huckweaving, any item
C-800-P		Applique, any item
C-800-Q		Any other Fibercraft item or set
4-H WEAVING		
831	06065	Constructed Loom
832	06065	Woven Coasters (set of 4)
833	06065	Woven Placemat
SELF DETERMINED FIBERCRAFT		
834	06099	Self-determined advanced Fibrecraft exhibit including Self Determined Project Record Sheet 300.SD.1

CERAMICS		
900	06101	One glazed item
901	06101	One underglazed item – a ceramic color was used under a glaze
902	06101	One overglazed item – decorative finish fired on a glazed surface
903	06101	One unfired finish item – stains, dry brush, gold leaf, air brush, etc.
904	06101	One hand-molded clay item
905	06101	One greenware adaptation item
906	06109	Self-determined advanced Ceramics exhibit including Self Determined Project Record Sheet 300.SD.1
C-900		Ceramics Units 1-6 (Project #06101) Record Book (Include project records, one-page minimum project story and one-page minimum project photos.)
C-900-A		One greenware glazed
C-900-B		One greenware underglazed item
C-900-C		One greenware overglazed item. Third fire glazes – metallic, pearl, gold lusters, etc.
C-900-D		One wheel thrown item
PHOTOGRAPHY – GUIDELINES		
<ul style="list-style-type: none"> • Single photographs (3½" x 5", 4" x 6", or 5" x 7" prints) must be mounted on an 8" x 10" backing <u>without frames or glass</u>, with a caption. • Sets of 2 or 3 photographs (3½" x 5" or 4" x 6" prints) must be mounted on an 11" x 14" backing <u>without frames or glass</u>, with a caption for each photo. • Sets of 4 or 5 photographs (3½" x 5" or 4" x 6" prints) must be mounted on a 14" x 22" backing <u>without frames or glass</u>, with a caption for each photo. • Backing needs to be sturdy enough to support photo and travel well. 		
PHOTOGRAPHY – UNIT 1 FOCUS ON PHOTOGRAPHY		
1000	06201	Unit 1 – Set of 2 Portraits (two photos of the same person one using landscape and one using portrait position)
1001	06201	Unit 1 – Set of 2 Shadow Photos (one with item casting shadow, one of shadow only)
1002	06201	Unit 1 – Trick photo
1003	06201	Unit 1 – Same subject taken with front, back, side and top lighting (4 photos)
1004	06201	Unit 1 – Set of Birds Eye View and Bugs Eye View Photos (2 photos)
1005	06201	Unit 1 – Black & White Photo
1006	06201	Unit 1 – Flash Photo
1007	06201	Unit 1 – Macro Photo

1008	06201	Unit 1 – Selfie Photo
------	-------	-----------------------

PHOTOGRAPHY – UNIT II CONTROLLING THE IMAGE		
1009	06202	Unit 2 – Photo showing Good Composition
1010	06202	Unit 2 – Action Photo
1011	06202	Unit 2 – Photo set at Night
1012	06202	Unit 2 – Silhouette Photo
1013	06202	Unit 2 – Five (5) photos of the same subject taken from different angles
PHOTOGRAPHY – UNIT III MASTERING PHOTOGRAPHY		
1014	06203	Unit 3 – Reflection Photo
1015	06203	Unit 3 – Still-life Photo
1016	06203	Unit 3 – Portrait Photo
1017	06203	Unit 3 – Display of 3 photos for a marketing brochure
1018	06203	Unit 3 – Exhibit of 5 specialty photos (photos using special lens, special effects, lighting and/or other specialized equipment labelled for technique)
PHOTOGRAPHY – DIGITAL PHOTOGRAPHY		
1020	06204	Display of your five (5) favorites photos with captions
1021	06204	Display of three (3) news event photos
1022	06204	Color photo converted to black and white – must include original photo
1023	06204	Black and white photo with some color added – must include black and white photo
1024	06204	Photo with an added vignette and background – must include original photo
1025	06204	Photo documenting a 4-H event with caption
SELF DETERMINED PHOTOGRAPHY		
1029	06299	Self-determined advanced Photography exhibit including Self Determined Project Record Sheet 300.SD.1
C-1001		Photography Project Record Book
SCRAPBOOKING		
1030	06206	One scrapbook page in a 8.5' X 11" or 12 X 12" format
1031	06206	Two scrapbook pages in a 8.5" X 11" or 12" X 12" format that go together in a set (a two-page spread)
1032	06206	One completed theme album of any size
1033	06206	One completed gift album of any size
1034	06206	One covered photo album

1035	06209	Self-determined Advanced Scrapbooking exhibit including Self-Determined Record Sheet #100.SD-1 or appropriate project record form
DUDED UP DENIM – items must follow patterns/instructions included in the project book.		
1040	07163	Pocket Purse
1041	07163	Potholder
1042	07163	Apron
1043	07163	Pocket Frame
1044	07163	Magnetic Board
1045	07163	Rag Quilt
1046	07163	Any other item from the project book
JEWELRY MAKING – items must utilize techniques learned in the project book		
1050	06111	Pair of Earrings
1051	06111	Keychain
1052	06111	Leather Bracelet
1053	06111	Necklace
1054	06111	Bookmark
1055	06111	One complete set: including earrings, necklace and bracelet
1056	06111	Jewelry Business Portfolio: including business name, logo, outline of 5 step marketing plan and product pricing worksheets
1057	06111	Other item using memory wire, elastic bead cord or flex bead cord
1058	06111	Self-determined advanced Jewelry exhibit including Self Determined Project Record Sheet 300.SD.1
Origami		
1070	06207	Origami Exhibit – types of paper, techniques, history, etc
1071	06207	Origami House
1072	06207	Origami Piano
1073	06207	Origami Crane
1074	06207	Origami Ball
1075	06207	Origami Four Leaf Clover
1076	06207	Origami Item not in project manual

HOME ECONOMICS

Class #	Project #	Class Description
SEWING & CLOTHING		
SEWING I		
1100	07002	Unit 1 – Sewing Tool Kit
1101	07002	Unit 1 – Simple Gathered Skirt
1102	07002	Unit 1 – Quick and Easy Tote Bag
1103	07002	Unit 1 – Scrunchie
SEWING II		
1104	07003	Unit 2 – Patchwork Pillow
1105	07003	Unit 2 – Handy Dandy Apron
1106	07003	Unit 2 – X-citing Pants or Shorts
1107	07003	Unit 2 – X-tra Special Shirt
MIX & MATCH I – no zipper in garments		
1108	07101	Sam, the Slinky Snake
1109	07101	Skirt and top
1110	07101	Vest and skirt/pants
1111	07101	Top and pants/shorts
1112	07101	Jumper and top
MIX & MATCH II – one garment must include a lapped/centered zipper		
1113	07102	Top and skirt
1114	07102	Top and pants/shorts
1115	07102	Jumper and top
1116	07102	Outfit with three pieces
1117	07102	Vest and pants/skirt
LET’S MAKE A T-SHIRT		
1118	07103	T-shirt
SEW AND GO		
1119	07104	Quick Sack
1120	07104	Jumbo Garment Bag
1121	07104	Handy Duffle Bag
1122	07104	Super Duffle Bag
CREATIVE TOUCHES		
1123	07105	Embellished shirt – denim, sweatshirt, or T-shirt – using techniques in project book
1124	07105	Embellished jacket

1125	07105	Embellished vest
1126	07105	Embellished pants
1127	07105	Accessories – decorated tote bag, shoes, hats or socks
C-1123		County only creative touches, any item that doesn't fit in a class above (other embellished item)
SENIOR CLOTHING CONSTRUCTION I - SENIOR LEVEL ONLY		
CASUAL WEAR		
1128	07153	Casual dress – one or two pieces
1129	07153	Pants/slacks with blouse/shirt/top (2 pieces)
1130	07153	Shorts and blouse/shirt/top (2 pieces)
1131	07153	Skirt and blouse/shirt/top (2 pieces)
1132	07153	Jumper and blouse/shirt/top (2 pieces)
1133	07153	Jumpsuit
COORDINATES		
1134	07153	Three (3) piece coordinates skirt/short/pants/vest/jacket/dress
1135	07153	Four (4) piece coordinates skirt/short/pants/vest/jacket/dress
DRESS-UP ATTIRE		
1138	07153	Dress (non-formal)
1139	07153	Suit – skirt/pant and jacket (at least 2 pieces)
1140	07153	Dress and jacket (2 pieces)
FORMAL WEAR		
1141	07153	Prom dress or bridesmaid's dress (short)
1142	07153	Prom dress or bridesmaid's dress (long)
1143	07153	Wedding dress
1144	07153	Tuxedo
1145	07153	Cutaway coat and slacks
SENIOR CLOTHING CONSTRUCTION II – SENIOR LEVEL ONLY		
CREATIVE DESIGN – all garments must be the original design or adaptation of the exhibitor		
1146	07154	Shirt/Blouse/Top
1147	07154	Pants/Shorts/Skirt
1148	07154	Dress
1149	07154	Two-Piece Outfit – Shirt/Top/Jacket & Pants/Skirt
1150	07154	Three-Piece Outfit – Jacket, blouse/shirt/top & Pants/Skirt
FASHION MAGIC – SENIOR LEVEL ONLY - PILOT		
PHASE I - WARDROBE PLANNING		
1164	07155	Planning Notebook & Clothing Ensemble
1165	07155	Wardrobe Planning Exhibit

PHASE II - CLOTHING COORDINATION		
1166	07162	Coordination Notebook & Clothing Ensemble
1167	07162	Clothing Coordination Exhibit
PHASE III – FASHION CONSUMERISM & CAREERS		
1168	07161	Fashion Consumerism & Careers Exhibit
SERGER SEWING		
1169	07158	Tissue cover
1170	07158	Eyeglass case
1171	07158	Book cover
1172	07158	Tote bag
1173	07158	T-shirt
1174	07158	Running shorts
1175	07158	T-shirt dress
1176	07158	Half slip
1177	07158	Fringed skirt and shawl (2 pieces)
1178	07158	Scarf
1179	07158	Set of four place mats and napkins
1180	07158	Advanced garment
C-1100		Clothing Project Record Book (Include project records, one-page minimum project story and one-page minimum project photos.)
SELF DETERMINED SEWING		
1181	07199	Self-determined advanced Sewing & Clothing exhibit including Self-Determined Project Record Sheet 300.SD.1
QUILTING		
1182	06030	Quick & Easy Throw
1183	06030	Rag Throw
1184	06030	Large Rag Quilt
1185	06030	Rail Fence Throw – quilted by member (tied, hand or machine quilted)
1186	06030	Rail Fence Throw – quilted by other
1187	06030	Rail Fence Quilt - quilted by member (tied, hand or machine quilted)
1188	06030	Rail Fence Quilt – quilted by other
1189	06030	9-Patch Throw - quilted by member (tied, hand or machine quilted)
1190	06030	9-Patch Throw – quilted by other
1191	06030	9-Patch Quilt - quilted by member (tied, hand or machine quilted)

1192	06030	9-Patch Quilt – quilted by other
1193	06030	Quick & Easy Pillowcase
1194	06030	Rag Quilt Pillow
1195	06030	Rail Fence Pillow
1196	06030	9-Patch Pillow
SELF DETERMINED QUILTING		
1198	*	Self-determined advanced Quilting exhibit including Self Determined Project Record Sheet 300.SD.1
C-1100-A		Any other sewn item
FOODS & NUTRITION		
ADVENTURES WITH FOODS		
1200	07380	Trail Mix (1/2-pint jar)
1201	07380	Butterscotch Fingers (3)
1202	07380	Oatmeal Cookies (3)
1203	07380	Peanut Butter Cookies (3)
1204	07380	Completed project workbook
QUICK MEALS		
1205	07382	Spicy Granola Cereal (1/2-pint jar)
1206	07382	Breakfast Bars – (3)
1207	07382	Oatmeal Applesauce Cookies – (3)
1208	07382	Menu for a day (mounted on firm paper 8 ½" x 11")
1209	07382	Completed project workbook
FOOD, FRIENDS & FUN		
1210	07384	Applesauce Oatmeal Muffins – (3)
1211	07384	Plan a Party Guide (mounted on firm paper 8 ½" x 11")
1212	07384	Gift from the kitchen
1213	07384	Completed project workbook
OUTDOOR COOKING		
OUTDOOR COOKING UNIT 1 – ON THE GRILL		
1214	07386	Unit 1 - Outdoor Cooking - Grilling exhibit
1215	07386	Unit 1 - Outdoor Cooking - Grilling Recipe (original or adapted - mounted on firm paper 8 ½" x 11") and completed Meal Planning Worksheet (pages 43-45) of the On the Grill project book
OUTDOOR COOKING UNIT 2 – GOING DUTCH		
1217	07387	Unit 2 - Outdoor Cooking – Dutch Oven exhibit
1218	07387	Unit 2 - Outdoor Cooking Dutch Oven Recipe (original or adapted - mounted on firm paper 8 ½" x 11") and completed

		Meal Planning Worksheet (pages 20-22) of the Going Dutch project book
SUPER SNACKING		
1225	07257	Super Snacking exhibit
1226	07257	Completed project book
SELF DETERMINED FOODS AND NUTRITION PROJECT		
1230	07399	Self-determined advanced Food & Nutrition exhibit including Self-Determined Project Record Sheet 300.SD.1
BAKING – all Baking Exhibits must be made using the recipes provided.		
BAKING I		
1300	07280	Three (3) biscuits
1301	07280	Three (3) plain muffins
1302	07280	Three (3) chocolate chip cookies
1303	07280	Three (3) ginger cookies
1304	07280	Three (3) snickerdoodles
1305	07280	Three (3) plain brownies – 2"x2" squares
BAKING II		
1306	07282	Banana Nut Bread – one loaf
1307	07282	Zucchini Bread – one loaf
1308	07282	Three (3) Brown Sugar Nut Cookies
1309	07282	Three (3) Jam Thumbprint Cookies
1310	07282	Three (3) Strawberry Scones
1311	07282	Cornbread – two 3" x 3" squares
1312	07282	Three (3) Hidden Veggie Muffins
1313	07282	Fruit-Filled Coffee Cake – any fruit in recipe (two 3" x 3" squares)
BREADS		
1315	07284	Three (3) cinnamon rolls – (iced)
1316	07284	Three (3) whole wheat refrigerator rolls
1317	07284	One (1) 9x5 loaf white yeast bread
1318	07284	Three (3) crescent rolls
1319	07284	Three (3) Angel biscuits
1320	07284	One (1) loaf or three (3) rolls of any other specialty bread from project
PASTRIES & PIES		
1325	07286	One 8" or 9" double crust peach or apricot pie
1326	07286	One 8" or 9" double crust berry pie
1327	07286	Two fruit-filled turnovers or empanadas
1328	07286	One 8" or 9" double crust apple pie

CAKES		
1330	07300	One 8" or 9" Round Yellow Cake, unfrosted
1331	07300	White or Yellow Two Layer Cake with Butter Cream Frosting
1332	07300	Chocolate Two Layer Cake with Chocolate Butter Cream Frosting
1333	07300	Sponge Cake – unfrosted
1334	07300	Angel Food Cake – unfrosted
1335	07300	Pound Cake – unfrosted
1336	07300	German Chocolate Cake
1337	07300	Jelly Roll
1338	07300	Apple Bundt Cake - unfrosted
CAKE DECORATING – all entries must be real cakes (no forms or foam) and will be cut and tasted for judging.		
CAKE DECORATING UNITS 1-3: Royal icing or Fondant cannot be used as a base frosting in these units.		
1340	07301	Unit 1 - One decorated single layer cake – 8" or 9" round, square or 9x13 using edible decorations, no decorator tips, character pans or cut up cakes
1341	07301	Unit 2 – One decorated single layer cake using the writing, leaf, and star tips
1342	07301	Unit 3 – One decorated two-layered cake using 3-5 tips including the writing, leaf and star tips in decorating, a side border and demonstrate figure piping
CAKE DECORATING UNITS 4-6		
1343	07302	One decorated character cake which resembles the shape of a character or object made without cutting.
1344	07302	Three (3) decorated cupcakes of a similar design or theme.
1345	07302	Character or design using a single layer of cupcakes on one cake board no larger than 9"x13"
1346	07302	One decorated cut-up cake using three different types of tips (frosting, edible materials – including royal icing and fondant are allowed; internal non-edible supports allowed but must not show.)
CAKE DECORATING UNITS 7-9		
1347	07303	One two-layer 8", 9" or 10" cake using a minimum of one flat surface flower, one flower made on a flat flower nail, one border and one side trim.
1348	07303	One decorated two-layer 8", 9" or 10" round or square cake using fondant and gum paste decorations as well as any skills from Units 3-7.
1349	07303	One decorated two layer 8", 9" or 10" cake using string work and flower(s) made on a lily flower nail and border.

CAKE DECORATING UNITS 10-12 – SENIOR ONLY		
1350	07304	One decorated cake of three or more tiers of graduated sizes, using supports and separator plates. Pillars may be used but are not required. A border is required.
1351	07304	One molded or shaped object may be on a decorated cake or an independent display in a case (no larger than 10 inches) to protect the item from harm.
1352	07304	One detailed notebook describing your cake decorating project including goals, plans, accomplishments, evaluation (pg. 24-28) and photos.
SELF DETERMINED BAKING		
1360	07299	Self-determined advanced Baking exhibit including Self Determined Project Record Sheet 300.SD.1
C-1300		Any other baked item
C-1301		Baking Project Record Book for any of the following (Include project records, one page minimum project story and one page minimum project photos.): Baking I (Project #07280) Baking II (Project #07282) Baking III (Project #07284) Pastry and Pies (Project #07286)
DAIRY FOOD		
MILK – UNIT I		
1400	07310	Buttermilk Cornbread - one 3" piece
1401	07310	Three (3) Oatmeal Cookies
1402	07310	Unit I - Milk Exhibit (No actual food items will be accepted as an exhibit.)
ICE CREAM – UNIT II		
1403	07312	Granola Cookies (3)
1404	07312	Unit II - Ice Cream Exhibit (No actual food items will be accepted as an exhibit.)
CHEESE – UNIT III		
1405	07314	Cheese sticks
1406	07314	Unit III - Cheese Exhibit (No actual food items will be accepted as an exhibit.)
SELF DETERMINED DAIRY FOODS		
1407	07319	Self-determined advanced Dairy exhibit including Self Determined Project Record Sheet 300.SD.1

FOOD PRESERVATION		
FREEZING		
1500	07401	Home Freezer Inventory Record (8 ½" x 11") and completed page 34 of the Freezing project book
1501	07401	Menu Plan for three (3) meals, using frozen foods from your freezer inventory (8 ½" x 11") and completed page 36 of the Freezing project book
DRYING		
1502	07403	Poster to which two (2) samples of different dried fruits are attached. Each sample should be in a small zip-top plastic bag (for display purposes only) and should contain approximately ¼ cup of dried fruit. Label each fruit sample with drying method used and date prepared.
1503	07403	Poster to which two (2) samples of different fruit or fruit/vegetable leathers are attached. Each sample should be in a small zip-top plastic bag (for display purposes only) and should contain a strip or square of fruit leather approximately 16 square inches (4" x 4" or 2" x 8"). Label each fruit leather with drying method used and date prepared.
1504	07403	Poster to which two (2) samples of different dried vegetables are attached. Each sample should be in a small zip-top plastic bag (for display purposes only) and should contain approximately ¼ cup of dried vegetables. Label each fruit sample with drying method used and date prepared.
1505	07403	Poster to which two (2) samples of different dried herbs are attached. Each sample should be in a small zip-top plastic bag (for display purposes only) and should contain approximately ¼ cup of dried herbs (leaves only, no stems, whole, chopped or crumbled.) Label each herb sample with drying method used and date prepared.
BOILING WATER BATH CANNING - All canning exhibits must be labelled with Name of Product, Date and Processing information. <i>Recipes used must be the ones supplied by the project, making sure that processing times are adjusted for your altitude! *Exception- you may use the recipe of your choice for any variety or jelly or jam and no sugar jam or jelly.</i>		
1506	07405	One (1) jar Pickle Relish
1507	07405	One (1) jar Bread & Butter Pickles
1508	07405	One (1) jar Fresh Pack Dill Pickles
1509	07405	One (1) jar Tomatoes, in juice
1510	07405	One (1) jar Tomato Salsa

1511	07405	One (1) jar Peaches, Apricots Nectarines or Pears
1512	07405	One (1) jar Berries
1513	07405	One (1) jar Cherries
1514	07405	One (1) jar Any variety jelly*
1515	07405	One (1) jar Any variety jam*
1516	07405	One (1) jar no sugar jam or jelly*
PRESSURE CANNING - All canning exhibits must be labelled with Name of Product, Date and Processing information. <i>Recipes used must be the ones supplied by the project, making sure that processing times are adjusted for your altitude!</i>		
1517	07407	One (1) jar Canned Green Beans
1518	07407	One (1) jar Chile Peppers
1519	07407	One (1) jar Corn, Whole Kernel
1520	07407	One (1) jar Carrots
1521	07407	One (1) jar Green Peas
1522	07407	One (1) jar Spaghetti Sauce without Meat
1523	07407	One (1) jar Dried Beans or Peas
SELF DETERMINED FOOD PRESERVATION EXHIBIT		
1524	07499	Self-determined Food Preservation exhibit involving food preservation, food storage or food conservation including Self Determined Project Record Sheet 300.SD.1
C-1517		Food Preservation Project Record Book (Include project records, one-page minimum project story and one-page minimum project photos.)

CONSUMER EDUCATION & HOME MANAGEMENT

Class #	Project #	Class Description
HOUSING & INTERIOR DESIGN – UNIT I		
1600	07501	Stenciled Item
1601	07501	Framed Fabric
1602	07501	Simple Covered Can
1603	07501	Advanced Covered Can
1604	07501	Mini-Tack Board
1605	07501	Mounted Poster
1606	07501	Covered Box
1607	07501	Covered Brick Doorstop/Bookends
1608	07501	Article for Living Room – with an 8 ½ x 11 sheet detailing techniques used, skills learned and purpose of item
1609	07501	Article for Bedroom – with an 8 ½ x 11 sheet detailing techniques used, skills learned and purpose of item
1610	07501	Article for Kitchen – with an 8 ½ x 11 sheet detailing techniques used, skills learned and purpose of item
1611	07501	Article for Bathroom – with an 8 ½ x 11 sheet detailing techniques used, skills learned and purpose of item
1612	07501	Article for Specialty Room – with an 8 ½ x 11 sheet detailing techniques used, skills learned and purpose of item
1613	07509	Self-determined advanced Housing/Interior Design exhibit including Self-Determined Project Record Sheet 300.SD.1
C-1600		Housing/Interior Design I (Project #07501) Record Book (Include project records, one-page minimum project story and one-page minimum project photos.)
HELPFUL, HANDY HOME HOW 2's		
1650	07530	Helpful, Handy Home How 2's Poster
1651	07530	Photo Journal of a Home Repair Project
1652	07530	Self-determined advanced Helpful, Handy Home how 2's exhibit including Self-Determined Project Record Sheet 300.SD.1
CONSUMER EDUCATION		
1700	07551	Consumer Savvy Level I Exhibit
1701	07552	Consumer Savvy Level II Exhibit
1702	07553	Consumer Savvy Level III Exhibit
1703	07559	Self-determined advanced Home Management & Consumer Education exhibit including Self-Determined Project Record Sheet 300.SD.1
C-1700		Consumer Education Record Book (Include project records, one-page minimum project story and one page minimum project photos.)

ARTS & CRAFTS

Class #	Project #	Class Description
ARTS		
1800	07659	Self-determined advanced Arts exhibit including Self Determined Record Sheet 300.SD.1 *items such as paintings, sketches, sculpture, etc.
C-1800		Any other art exhibit (does not go to state fair)
CRAFTS		
1801	07659	Self-determined advanced Crafts exhibit including Self Determined Record Sheet 300.SD.1 *other handmade craft items not appropriate in any other category
C-1801		Any other handmade craft exhibit (does not go to state fair)
HOBBY CRAFTS		
1802	07659	Self-determined advanced Hobby Crafts exhibit including Self Determined Record Sheet 300.SD.1 *other craft kit items (models, construction blocks, etc.) not appropriate in any other category
C-1802		Any other hobby craft exhibit (does not go to state fair)

FAMILY LIFE

Class #	Project #	Class Description
UNDERSTANDING PRESCHOOL CHILDREN		
1900	07601	Poster showing safe and unsafe toys for young children
1901	07601	Poster showing what member learned about young children
C-1900		Understanding Preschool Children (Project # 07601) Record Book (Include project records, one-page minimum project story and one-page minimum project photos.)
C-1900-A		Any family life and Understanding Preschool Children exhibit, for example: <ul style="list-style-type: none"> • Pressed flower display • Flannel box • Handmade musical instrument • Insect display • Babysitting journal • Picture book • Hand puppet • Handmade toy Bird Feeder • Seed display
GENERATION CELEBRATION		
1902	07603	Photo poster of an experience with an older friend
1903	07603	Story told by an older person, recorded, or written with illustrations by a 4-H member
1904	07603	Completed project workbook
BABYSITTING BASICS		
1905	07602	Babysitting Resume
1906	07602	Babysitting Advertising Flyer
1907	07602	Babysitting Exhibit
SELF DETERMINED FAMILY LIFE EXHIBIT		
1908	07609	Self-determined Family Life exhibit including Self-Determined Record Sheet #100.SD-1 or appropriate project record form

CLOVERBUDS

Classes C-1k - C-29k

Rules and Regulations

1. Must be enrolled as a Cloverbud and enter according to department rules.
2. May enter any exhibit in the classes stated below. There is no defined exhibit within a class topic.
3. See animal departments for specific rules to those departments. Cloverbud class schedule will be determined by the department head.
4. All Cloverbud classes will be participation only and non-competitive. Special participation ribbons will be awarded. Judges may visit with Cloverbuds to give the Cloverbud member a positive experience or interaction with a judge.
5. NO PERISHABLE FOOD ITEMS WILL BE DISPLAYED in Youth Hall. Cloverbuds may create a picture display board instead.

CLOVERBUD YOUTH HALL CLASSES

- C-1k Welcome to Cloverbuds
- C-2k Our Animal Friends
- C-3k Having Fun With Art
- C-4k Shopping Smarts
- C-5k Food Fun
- C-6k Playing It Safe
- C-7k Nature's Treasures
- C-8k Look at Me, I'm growing Up
- C-9k Family, Friends, Community
- C-10k The Way Things Grow
- C-11k Having Fun with Science
- C-12k Stomp, Blow, Splash
- C-13k Character Counts
- C-14k Planet Hopping
- C-15k New Mexico Recycles
- C-16k Crafts
- C-17k Family Celebrations Around the World
- C-18k More Family Celebrations Around the World
- C-19k Entomology
- C-20k Dog
- C-21k Rabbit
- C-22k Chicken & Egg
- C-23k Goat
- C-24k Sheep
- C-25k Swine
- C-26k Horse
- C-27k Dairy
- C-28k Music
- C-29k Any other Exhibit from a Cloverbud Activity/ Learning Experience
- C-30K Cloverbud Show and Tell (video upload)

SPECIAL EXHIBITS

Special Exhibits

A special exhibit category will be provided in Youth Hall to display projects that may be completed as a group or with significant help from an adult. The purpose of the category is to provide a positive showing experience for all age youth that may be involved in 4-H in a less traditional manner such as through the military family's partnership, 4-H in schools program, etc. This category is participation only, and projects will not move on to state fair.

YOUTH HALL SILENT AUCTION

SOLD DURING MARKET SALE

ENTRIES DUE JULY 15

1st DROP OFF– FRIDAY, JULY 23rd, YOUTH HALL

Open to Novice, Junior and Senior Members

Youth Hall food products may be selected for a silent auction to be held during the Market Sale.

Rules:

1. Members must be enrolled in the specific project by May 1 to participate.
2. Food items selected for the silent auction will be determined by the Youth Hall judges. Eligible items include self-determined baked goods, food preservation projects, etc. County-only food projects are not eligible.
3. The 1st item must have been judged during the current year of Youth Hall judging.
4. A 2nd item must be provided the day of the Market Sale. If not provided, the member will forfeit their spot. No IOU's accepted.
5. These items will NOT count towards the limit of sale items in the Market Sale.
6. No containers will be returned.
7. At least 6 servings of individual baked items must be provided the day of the sale (ex. muffins, cookies, etc.). A whole baked item must be provided (full-size bread loaf, cake, pie, etc.) for a multi-serving baked good. Food preservation projects must be the size specified in the project.
8. Any changes to these rules will be published in the county newsletter prior to the county fair.
9. County Council reserves the right to collect a 7% processing fee to cover Youth Hall expenses.

SALE RING CAKE & PIE

SOLD THROUGH MARKET SALE

ENTRIES DUE JULY 15

1st CAKE/PIE DROP OFF– FRIDAY, JULY 23rd, YOUTH HALL

Open to Novice, Junior and Senior Members

Purpose: To provide the opportunity for more 4-H members to be a part of the Market Sale and to encourage small animal, large animal and horse youth participants to take non-animal 4-H projects. Does not move onto NMSF.

C-1x - Whole cake made from scratch that does not require refrigeration.

C-2x - Whole pie made from scratch that does not require refrigeration.

The following food safety guidelines must be followed:

1. Frostings or fillings must be at least 65% sugar by weight to be considered food safe at room temperature. (See example)
2. No raw eggs or raw flour in uncooked frostings or fillings. Commercial meringue powder may be used in place of raw egg whites for frosting.
3. No cream cheese frosting or filling (unless calculation is provided proving the recipe is at least 65% sugar).
4. No chocolate ganache, heavy cream frosting, or lemon curd.
5. No fresh fruit or vegetables as garnishes.
6. No custard pie (ex. pumpkin pie), cream pie, or chiffon pie.
7. No fresh (unbaked) fruit pie/cake (ex: fresh strawberry pie).
8. Fruit may be cooked into a product (ex. pineapple upside down cake).
9. No dairy-based filling (ex. sour cream, cream cheese, ricotta).
10. Dairy products baked into the entire batter (not as a separate filling) are allowed.
11. No alcohol may be used in preparation.
12. Food containers will not be returned.

Members eligible to bake a cake/pie for sale through Market Sale must:

1. Bake cake/pie of choice and enter one whole cake/pie and report portfolio.
2. The following items must be entered in a report portfolio
 - a. A cover page including photo of the cake/pie, exhibitor's name, name of recipe and county
 - b. The recipe & sugar calculation if applicable
 - c. 4-H Story
 - i. Not to exceed 2 double spaced pages
 - ii. Margins are to be no smaller than 1 inch
 - iii. Font size of at least 12 for readability
 - iv. White paper with blue or black ink
 - v. Details to include in the story:
 1. Goals for foods project taken
 2. How pie/cake recipe was chosen
 3. Description of past involvement in 4-H foods projects and activities

4. How foods knowledge learned in 4-H will be used in the future
 5. Any other information exhibitor would like to share with the judges
 - vi. This is a professional report, not a scrapbook. Do not add additional photos.
3. Winning recipes cannot be repeated in 4-H competition for five years. The previous year's winner cannot enter the same category for one year following.
 - a. 2018
 - i. Gwendolyn Marsalis – Chocolate Cake with Vanilla Buttercream Frosting & Chocolate Custard Filling
 - ii. Lauren Sesnie – Double Crust Cherry Pie
 - b. 2019
 - i. Maddie Coburn – Vegan Chocolate Cake
 - ii. Andromeda Vandermolen – Dutch Apple Pie
 - c. 2020 – no cake/pie auction held
 - d. 2021
 - i. Evinn Pedroncelli – Pumpkin Cake with Cream Cheese Frosting
 - ii. Lauren Sesnie – Double Crust Apple Pie
4. The winner must be prepared to provide a second cake/pie for the actual sale. The 4-Her is responsible for finding their own bidders for the auction. If the Market Sale is divided into 2 separate sales, the Sale Ring Cake will sell in the Livestock Sale and the Sale Ring Pie will sell in the Small Animal Sale.
5. The agent responsible for Youth Hall must be notified of Sale Ring Cake/Pie withdrawal prior to 3:00pm the day before the sale.
6. If a 4-Her has two eligible animals in the sale, only two entries can be sold (i.e. 1 cake and 1 animal or 2 animals). If the winner declines to sell the cake/pie, the second place Sale Ring cake/pie winner will be eligible for the sale.
7. The entries will be judged 70% on the food taste & appearance, 30% on the story.

If an entrant has a question about the suitability, food safety, or repetition of the planned recipe, the Youth Hall 4-H agent and/or Youth Hall Superintendent(s) should be contacted prior to Youth Hall judging day. Any amendments to these rules will be published in the county 4-H newsletter prior to the county fair.

Example 1: Simple Buttercream Frosting

Ingredients (weight in grams)

2 cups unsalted butter (454g)

8 cups powdered sugar (960g)

½ teaspoon salt (3g)

¼ cup heavy cream (59g)

2 teaspoons vanilla extract (8g)

Total Weight 1430g

% sugar: $(960/1430) \times 100 = 67.1 \%$

This frosting is more than 65% sugar and considered stable at room temperature.

Credit: Karen Blakeslee et al., Food Safety of Frostings and Fillings, Kansas State University, November 2020

MF3544 Food Safety of Frostings and Fillings

<https://www.rrc.k-state.edu/judging/index.html>



SMALL ANIMAL DEPARTMENTS

4-H Staff- Brittany Johnson

SMALL ANIMAL SALE

SATURDAY, July 30th, 9:00 AM

Small Animal Sale Committee President- Molly Hayes

Selling Animals: (Rabbits and Poultry)

Rabbits and Poultry:

1. Each exhibitor will be limited to a total of two items in either the small animal or large animal sales. 4-H member has the option to not sell.
2. Cloverbuds are not eligible for either sale.
3. Sale ring pie will be sold as one item in the small animal sale. If applicable, the pie will count as one item sold in the auction.
4. All animals must be shown by the owner in the **sale ring**. If the exhibitor selling has a conflict with another 4-H scheduled fair event, illness or an emergency, another 4-H member may be asked to stand in for the seller for the sale. The species superintendent must be notified and given the name of the proxy prior to the sale.
5. **Failure to confirm participation in the Sale, with the Small Animal Sale Treasurer or the species Superintendent, by 2:00 p.m. Thursday will result in removal from the sale.**
6. We ask that all participants bring a thank you note to be given to their buyer at the sale or use cards provided.
7. **4-H Members participating in the Small Animal Sale must attend the Mandatory meeting on either Thursday or **Friday** or forfeit their sale slot(s). Check schedule for times.**

Procedures for Small Animal Selection for the Sale:

1. **Grand and Reserve Champion (if awarded) of each Lot (with the exception of Game Birds) will be eligible for the sale. All remaining sale slots will be filled based on percentage of entries per Lot which placed 5th or higher without disqualification.**
2. **A 4-H Exhibitor who has multiple item that qualify for auction will have their entries ranked and offered auction slots for the two highest placings. If a 4Her pulls their animal from an**

auction slot, there is no guarantee they will be offered another slot based on highest ranked animals.

3. All small animal sale slots will be determined by the Small Animal Committee.

Following Sale: (Rabbits and Poultry):

1. Seller (4-H member) makes arrangements to deliver or provide a box for the buyer to carry animal home.
2. The 4-H member should arrange a timely delivery if that is the preference of the buyer and notify the species superintendent the animal was delivered. This is a good time to include a thank you for your buyer which may be a framed picture of participant and the buyer and a homemade goodie i.e., brownies, cookies etc.
3. If the buyer takes the animal directly after the fair, the 4-H member should deliver a thank you, such as a framed picture of the participant and their buyer and a homemade goodie i.e., brownies, cookies etc.
4. Each participant who sells an animal must deliver the animal to the sale buyer before the sale monies are released to the participant.

Payment procedure: (Rabbits and Poultry):

1. Payment to the 4-H seller will be made available once the buyer has received the animal, the payment has been received and the treasurer has time to process and mail checks.
2. 7% will be deducted from each member's sale proceeds to cover necessary expenses connected with the small animal sale. Such as awards.
3. All sales are final. Any errors occurring must be brought to the attention of the small animal sale committee as soon as possible.

SMALL ANIMAL SHOWS

POULTRY, RABBIT, CAVY, ALL OTHER SMALL
ANIMALS

PARTICIPATING 4H Members should be prepared to be actively engaged in their competitions between 8a-5p and should be flexible as some competitions or events could run later than expected.

Showmanship knowledge testing for entered species will be a self-paced test taken with KAHOOT! (Kahoot! has the capability to read the test to youth) The test will be for novice, junior and seniors. Cloverbuds are welcome to take the novice test, but it is not required. There will be multiple opportunities to take the showmanship knowledge test. Register for a testing time slot during registration.

Sunday July 24th

- Animals will be checked in from 3pm-8pm
- Participating 4H members should check in at the registration desk.
- Then the animals will be verified they are registered, and participant will be advised where the cage is located.
- Please set up your animal in their cage with food and water and wood shavings under the cages. Shavings will be provided by the small animal committee. Bring your own food and water dispensers if you choose. There will be some food/water dispensers available for those who need them.

- Optional - You may bring decorations to decorate your cages, so it is easier to find your animals.
- 4H members must feed, water and keep fresh shavings under their animal's cages daily. 4H members are required to clean and replace old shavings with fresh shavings the morning of auction day. It is important to present yourself and your animal in a positive manner because we will have guests and buyers visiting the small animal barn.
- Small animal participants must clean under their cages on Saturday afternoon before animals will be released.
- Participants must check out with the species superintendent and cages will be inspected prior to leaving fair on the last day. Cage fees offset the cost of cage rentals and shavings and will not be returned.
- The Round Robin champion showmanship competition (small animals only) will be at the end of the small animal show. Showmanship in each species will consist of combined scores from the knowledge test and the exhibitors verbal presentation to the judge.
 - The highest scoring showman will be award grand champion. 4H members who are awarded grand champion showmanship in their species will advance to the round robin competition.
 - 4H members will be required to show a rabbit, poultry, cavy and a dog.
 - If a 4H member wins grand champion showman in multiple species, they will represent the animal where the highest score was achieved, which will leave a species slot to be filled by the 4H member who achieved the next highest score. Exhibitors are encouraged to remain at the fair until round robin participants are announced to ensure each participant will be given the opportunity to engage in the pre-competition prep activities.
 - The 4H members competing in round robin will give a 15-minute demonstration with their animal to the other participants.
 - The 4H member will bring to the round robin competition the animal they used during showmanship judging, except for seniors. For the senior round robin competition, the judge may elect to choose any animal in the barn (owner approval required).

- Small animal round robin 4H members will compete within their own age group, novice, junior and senior.
 - A round robin grand champion will be selected in each age group.
 - Round robin winners will be announced during awards night during fair.
- All 4H members should present themselves as professionals by wearing the appropriate showmanship clothes. Each 4H member should be clean; hair combed and wear clean jeans (black or dark jeans are preferred) and an ironed collared button-down shirt.

DEPARTMENT A – POULTRY

Superintendent- Quendy Garver, 4-H Leader

Rules and Regulations:

The Bernalillo County 4H Fair recognizes the American Poultry Association, Inc. and will hold its show under the rules of the association. Prizes will be awarded in accordance with the APA and ABA Standards of Perfection.

1. Poultry - (Large Breeds, Bantams, Waterfowl, and Turkeys) must be owned as of May 1st of the current year (with exception of Poultry meat pens must be owned no later than May 1st of the current year). All birds
2. Poultry cannot be entered in more than one class.
3. No diseased animals will be admitted to the show room for any reason. Any animals arriving sick be isolated from the other animals until owner can remove the animal from fair grounds. Birds will be inspected daily and any birds showing signs of illness will be removed and placed in quarantine.
4. All eggs laid during the show will be gathered and disposed of by the superintendent.
5. All exhibitors are responsible for feeding and watering poultry entries including furnishing the water & feed containers. Exhibitors are responsible for cleaning their cages and surrounding areas. *Cleaning and replacing shavings under cages each day as needed and is required the day before auction.*
6. The terms cock, hen, cockerel, pullet, old pen and young pen are defined as follows: Cock, a male bird hatched prior to January 1 of the current year; Hen, a female bird hatched prior to January 1 of the current year; Cockerel, a male bird hatched during the year current year; Pullet, a female bird hatched during the prior year; Old Pen, one cock and two hens. Young Pen, one cockerel and two pullets. All birds in pen must be same variety. An old duck, drake, goose, gander and tom are defined as those hatched before January 1 of the prior year. A young duck, drake, goose, gander and tom are those hatched after January 1 of the current year.
7. Breeding trios consists of three matched birds, one male and two females of the same variety. These can be shown as young or old pens only, a mixed pen of young and old will be excluded. Birds entered as a breeding pen cannot compete in single bird classification. Turkeys, geese and ducks are excluded and not included in the breeding trio competition.
8. Market pens are identical birds, same sex, breed and variety.
9. The production hen and egg project will be a laying hen and 12 of her eggs, which will be judged as a set.

10. Exhibitors must be present during judging unless an exception is granted by the superintendents prior to the start of the show. If an exhibitor has more than one animal of the same breed, the exhibitor can request assistance from others for confirmation judging.

11. The poultry building is equipped throughout with uniform standard size cages and the superintendent may reserve the right to place more than one female of the same breed and variety belonging to the same exhibitor in one cage.

12. The entries will be made by lot number, variety, breed, and class. Standard breeds of poultry and bantams will be recognized by American Poultry Association (APA) and American Bantam Association (ABA) standards. Pigeons will be recognized by pigeon standards.

Example: **Lot #-100 Chickens**

Division (Standard Breed Chickens, Bantam Breed Chickens, Ducks, Turkey, Geese, Pigeons, Market Poultry, Guinea Fowl, Game Birds and Eggs.

Class-Asiatic

Breed-Brahma

Variety- Light

Entry Description-Hen, Pullet, Cock, Cockrel

10. Cross breed poultry are welcome at fair and judged, and used for showmanship, however they are not eligible for auction. Recognize a cross breed animal may not be as competitive. It is recommended exhibitor know the standards of perfection standards closest to their dominate traits.

11. All game birds must be marked with State Game Bird permit numbers on the cage.

12. Birds must be picked up during the designated check out time. Failure to pick up exhibits during the designated check-out time will result in non-completion of the project, forfeiture of awards and a service charge. If an emergency - Arrangements with the superintendent need to be made if departure is later than check out time.

13. At check out - cages and areas under the cages must be cleaned and approved by a small animal committee member. Cages left dirty will result forfeiting cage fees.

10. Ribbons will be given for first through sixth place.

CHICKENS

Any breed or variety recognized by the American Bantam Association and the American Poultry Association is eligible to be shown even if that class is not listed below.

These can be shown as young or old pens only, a mixed pen of young and old will be excluded. Birds entered as a breeding pen cannot compete in single bird classification. Turkeys, geese, and ducks are excluded

Classes: Standard Breed Chickens

American

Breeds (*Varieties*):

Buckeyes	Lamonas	Rhode Island Whites (<i>Rose Comb, Single Comb</i>)
Chanteclers (<i>White, Partridge</i>)	Plymouth Rock (<i>Barred, Buff, White, Columbian, Partridge, Silver Penciled, Blue, White Frizzle</i>)	Wyandotte (<i>Silver Laced, Golden Laced, White, Black, Buff, Partridge, Silver Penciled, Columbian, Blue</i>)
Delaware		
Dominique		
Hollands (<i>Barred, White</i>)		
Javas (<i>Black, Mottled</i>)	Rhode Island Red (<i>Rose Comb, Single Comb</i>)	
Jersey Giant (<i>Black, White Blue</i>)		
New Hampshire Red		

Asiatic

Breeds (*Varieties*):

Brahma (<i>Buff, Dark, Light</i>)
Cochin (<i>Black, Blue, Buff, Partridge, White, Silver Laced, Golden Laced, Brown, Barred</i>)
Langshan (<i>Black, White, Blue</i>)

Continental

Breeds (*Varieties*):

Barnvelders	Faverolles (<i>Salmon, White</i>)
Campine (<i>Golden, Silver</i>)	Maran (<i>Black Copper, Wheaten, White</i>)
Hamburg (<i>Golden Spangled, Silver Spangled, Golden Penciled, Silver Penciled, White, Black</i>)	Polish (<i>Non-Bearded White Crested Black, Non-Bearded Golden, Non-Bearded Silver, Non-Bearded White, Bearded Golden, Bearded White, Bearded Buff Laced, Non-Bearded Buff Laced, Non-Bearded White Crested Blue, Non-Bearded Black Crested White</i>)
Lakenvelder	
Wellsummer	
Houdans (<i>White, Mottled</i>)	
Crevecoeur	
La Fleche	

English

Breeds (*Varieties*):

Australorp (<i>Black</i>)
Cornish (<i>Dark, White, Buff, White Laced Red</i>)
Dorking (<i>White, Silver-Gray, Colored, Red, Cuckoo/Single Comb/Rose Comb</i>)
Orpington (<i>Black, Buff, White, Blue</i>)
Redcaps
Sussex (<i>Speckled, Red, Light</i>)

Mediterranean

Breeds (*Varieties*):

Ancona (*Single Comb/Rose Comb*)

Andalusian (*Blue*)

Catalanas (*Buff*)

Minorca (*Single Comb Black, Rose Comb Black, Single Comb White, Rose Comb White, Single Comb Buff*)

Sicilian Buttercup

Leghorn (*Single Comb - Black, Dark Brown, Light Brown, White, Buff, Silver, Red, Black-Tailed Re, Columbian, Golden, Rose comb Dark Brown, Light Brown, White, Black, Buff, Silver*)

White Faced Black Spanish

All Other

Breeds (*Varieties*):

Ameraucanas (*Black, Blue, Blue Wheaten, Brown Red, Buff, Silver, Wheaten, White*)

Araucanas (*Black, Black Breasted Red, Golden Duckwing, Silver Duckwing, White*)

Asseels (*Black Breasted Red, Dark, Spangled*)

Cubalayayas (*Black Brested Red, White, Black*)

Maylays (*Black Breasted Red, Spangled, Black, White, Red Pyle, Wheaten-female only*)

Modern Game (*Black Breasted Red, Brown Red, Golden Duckwing, Silver Duckwing, Birchen, Red Pyle, White, Black, Wheaten*)

Old English Game (*Black Breasted Red, Brown Red, Golden Duckwing, Silver Duckwing, Red Pyle, White, Black, Spanged, Blue Breasted red, Lemon Blue, Blue Golde Deuckwing, Blue Silver Duckwing, Self BVue, Crele*)

Nakedneck (*Red, White, Buff, Black*)

Phoenix (*Silver, Gold*)

Yokohamas (*White, Red Shoulder*)

Sultan (*White*)

Sumatra (*Black, Blue*)

Shamos (*Black, Black Breasted Red, Dark, Wheaten female only*)

MARKET POULTRY

101-A Broiler Pen- (6-8 weeks) (Chicken Trio- Matched set)

101-B Single Hen Turkey over 8 lbs, under 9 months

101-C Single Tom Turkey over 8 lbs, under 9 months

101-D Duck over 8 lbs, under 9 months

101-E Goose over 8 lbs, under 9 months

101-F Single bird broiler

TURKEYS

Classes will be provided for old tom, old hen, young tom, and young hen. Birds must be entered singly.

Varieties:

Beltsville Small White

Black

Bourbon Red

Bronze

Narragansett

Royal Palm

Slate

White Holland

GEESE

Classes will be provided for old gander, old goose, young gander, and young goose. Birds must be entered singly:

Breeds (*Varieties*):

Heavy Weight Class

Toulouse (*Gray, Buff*)

Embsden (*White*)

African (*Brown, White*)

Medium Weight Class

Sebastopol (*White*)

Pilgrim (*Sex-linked*)

Saddleback Pomeranian (*Gray, Buff*)

Steinbacher (*Blue*)

American Buff

Light Weight Class

Chinese (*Brown, White*)

Canada (*Eastern*)

Egyptian (*Brown*)

Tufted Roman (*White*)

GAME BIRDS

(Do Not Participate in the Small Animal Sale)

All game birds must be marked with game bird state permit number on cage.

GUINEA FOWL

Singles and pairs only.

Varieties:

Lavender

Pearl

White

DUCKS

Classes will be provided for old drake, old duck, young drake, young duck. Birds must be entered singly.

Classes, Breeds and *Varieties*:

Heavy Weight Class

Pekin (*White*)

Rouen

Aylesbury (*White*)

Muscovy (*White, Blue, Black Chocolate*)

Silver Appleyard

Saxony

Medium Weight Class

Cayuga (*Black*)

Crested (*White, Black*)

Swedish (*Blue*)

Buff (*Buff*)

Light Weight Class

Khaki Campbell (*Khaki*)

Magpie (*Black & White, Blue & White*)

Runner (*Fawn & White, White, Pencilled, Black, Buff, Chocolate, Cumberland Blue, Gray*)

Welsh Harlequin (*Silver*)

BANTAM POULTRY

Includes all Bantam breeds recognized by the ABA including but not limited to the common breeds below. Classes will be provided for cock, hen, cockerel, pullet, young breeding pen, Pen will be age and breed matched and comprise one male and two females.

Classes:

Bantam Ducks

Call (*Gray, White, blue, Snowy, Buff, Pastel, Butterscotch, Chocolate, Blue Fawn*)
East Indie (*Black*)

Mallard (*Gray, Snowy*)

Modern Game Bantams

Varieties:

Birchen
Black
Black-Breasted Red
Brown Red
Golden Duckwing
Red Pyle
Silver Duckwing

White
Blue
Blue Breasted red
Lemon Blue
Wheaten
Splash

Old English Bantams

Varieties:

Black Breasted Red
Spangled
Black
Golden Duckwing
Silver Duckwing
White
Wheaten
Red Pyle
Brown Red
Blue Breasted red
Blue Golden Duckwing
Blue Silver Duckwing
Lemon Blue
Self Blue

Birchen
Blue
Crele
Cuckoo
Ginger Red
Quail
Brassy Back
Blue Brassy Back
Columbian
Silver Blue
Fawn Silver Duckwing
Mille Fleur]
Black Tailed Buff
Blue Wheaten

American Game Bantams

Varieties:

Birchen
Black
Black Breasted Red
Blue
Blue Breasted red

Brown Red
Golden Duckwing
Red Pyle
Silver
White

Rosecomb Clean Legged Bantams

Breeds (Varieties):

Ancona (*Mottled*)

Belgian Bearded d'Anvers (*Black, Blue, Cuckoo, Mille Fleur, Porcelain, Quail, White, Self Blue*)
 Dominiques
 Dorkings (*Rose Comb White.*)
 Hamburgs (*Silver Spangled, Black, Golden Penciled, Golden Spangled Silver Penciled, White*)
 Leghorn (*Dark Brown, Light Brown, White, Silver, Black, Buff*)
 Minorca (*Black, White*)

Nankins
 Redcaps
 Rhode Island Red
 Rhode Island White
 Rosecombs (*Golden, Silver, Blue*)
 Seabrights (*Golden, Silver.*)
 Wyandottes (*Black, Buff, Columbian, Partridge, Silver Laced Silver Penciled, White, Golden Laced, Buff Columbian, Blue*)

Single Comb Clean Legged Bantams

Breeds (*Varieties*):

Ancola (*Mottled*)
 Andalusian
 Australorps
 Campines (*Golden, Silver*)
 Catalanas
 Delawares
 Dorkings (*Colored, Silver-Gray*)
 Dutch (*Light Brown, Silver, Blue Cream Light Brown, Blue Light Brown, Black, Cream Light Brown*)
 Hollands (*Barred*)
 Japanese (*Black Tailed White, Gray, Mottled, Black Tailed Buff, Black, White, Barred, Brown Red, Wheaten*)
 Javas (*Black, Mottled*)
 Jersey Giants (*Black, White*)
 Lakenvelders

Lamona
 Leghorns (*White, Black, Black Tailed Red, Buff, Columbian, Dark Brown, Light Brown, Red, Silver, Golden Duckwing, Barred*)
 Minorcas (*Black, White, Buff*)
 Naked Necks (*Buff, Red, Black*)
 Nankin
 New Hampshires
 Orphingtons (*Black, Blue, Buff, White*)
 Phoenix (*Silver, Golden*)
 Plymouth Rocks (*Barred, White, Blue, Buff, Columbian, Partridge, Silver Penciled, Black*)
 Rhode Island Reds (*Black*)
 Seramas
 White Faced Black Spanish
 Sussex (*Light, Red, Specked*)
 Welsummers

All Other Combed Clean Legged Bantams

Breeds (*Varieties*):

Ameraucanas (*Black, Black Breasted Red, Golden Duckwing, Silver Duckwing, White*)
 Araucanas (*Black, Black Breasted Red, Golden Duckwing, Silver Duckwing, White*)
 Buckeyes
 Changelers (*Partridge, White*)
 Cornish (*Dark, White, White Lace Red, Buff, Blue Laced Red, Spangled, Black, Mottled*)
 Crevecouers (*Black*)
 Cubalayas (*Black, Black Breasted Red, White*)
 Houdans (*Mottled, White*)

Ko Shamo (*Wheaten*)
 La Fleche (*Black*)
 Malays (*Black Breasted Red, Black, Red Pyle, White, Spangled, Wheaten*)
 Polish (*No-Bearded White, Bearded White Bearded Buff Laced, Non-Bearded Buff Laced, Bearded Golden, Bearded Silver, Non-Bearded Golden, Non-Bearded Silver, Non-Bearded White Crested Black, Non-Bearded White Crested Blue*)
 Shamo (*Wheaten, Black, Black Breasted Red*)

Feather Legged Bantams

Breeds (*Varieties*):

Booted (*White, MilleFleur, Porcelain, Black, Self Blue*)
 Beltian Bearded d'Uccle (*Bearded Mille Fleur, Bearded Porcelain, Bearded White, Bearded Black,*

Bearded Golden Neck, Bearded Mottled, Bearded Self Blue)
 Belgian Bearded d'Uncle (*Bearded Mille Fleur, Bearded Porcelain, Bearded White, Bearded Black,*

Bearded Golden Neck, Bearded Mottled, Bearded Self Blue)
Brahmas (Buff, Dark, Light)
Cochins (Black, Buff, Partidge, White, Barred, Brown Red, Golden Laced, Mottled, Silver Laced, Red, Birchen, Blue, Columbian, Splash)
Faveroles (Salmon, White)

Langshans (Black, White, Blue)
Silkie (Bearded White, Non-Bearded White, Bearded Black, Non-Bearded Black, Bearded Blue, Bearded Buff, Bearded Gray, Bearded Partridge, Non-Bearded Blue, Non-Bearded Buff, Non-Bearded Gray, Non-Bearded Partridge, Bearded Splash)
Sultan

PIGEONS

Classes will be provided for old cocks, old hens, young cocks, and young hens. Birds will be entered singly.

EGGS

(Do Not Participate in the Small Animal Sale)

Must be all one type - chicken, duck, etc. Must be clean & matched in size.

Eggs, brown (dozen)

Eggs, white (dozen)

Eggs, unusual chicken eggs (dozen) include cream, speckled, green, blue and any other unusual egg color.

EGG PRODUCTION

1. Egg production birds must be entered as such. (you may show any production laying poultry).
2. Egg production birds must be female, as the males do not lay eggs.
3. Cross breeds are welcome in this category.
4. All production hens and pullets must be entered into the show with **half dozen (6) eggs that have been laid by that specific bird**. These eggs **do not** get entered Division Eggs. (Failure to bring the eggs or the proper eggs laid by the specific animal will result in the animal not being admitted into the show).
5. When you enter for this category simply tell us Production bantam or large fowl as well as production hen or pullet.

BREEDING PEN

- Breeding pen is comprised of two females and one male of the same breed and variety.
- Pens will be age matched.

POULTRY SHOWMANSHIP

Each exhibitor will show their own animal or will borrow an animal with the permission of the owner for showmanship competition. The contest will be judged on the exhibitor's ability to show his or her bird to advantage, general poultry knowledge, knowledge of the shown bird, and handling for the selection and show. Divisions will be provided for Exploration Age, Novice, Junior and Senior.

EXPLORATION AGE (Ages: 5-8) POULTRY

There will be one class for all 5–8-year-olds to enter poultry and it will be the last class of the Poultry Show. They may show their own fowl or use a borrowed animal with owner permission that is entered in the show.

DEPARTMENT B – RABBITS & CAVY

Superintendent - (Rabbits and Cavy) Chyna Westfall and Molly Hayes, 4-H Leader

Rules and Regulations:

1. Rabbits MUST BE OWNED by June 1 of the current year and must be at least 3 months old to show at fair with the exception of meat pen which have specified ages.
2. All rabbits must be permanently earmarked in the left ear before judging starts.
3. Rabbits must be immunized for Rabbit Hemorrhagic disease (RHDV) or The 4H parent must sign a waiver of risk liability.
4. Positively no diseased animals will be admitted in fair, any animals showing signs of disease will be removed from fair.
5. Pedigreed rabbits may be entered in more than one class.
6. Pedigreed rabbits shall be shown in Purebred classes only, including Fur and Meat. Crossbred Rabbits may be shown in Crossbred classes only.
7. Where the number of entries is justified, classes may be added by the rabbit superintendent.
8. Conformation show guidelines will be from the ARBA Standards of Perfection Guidebook
9. Awards will be first to sixth place.
10. Any animal entered including Meat Pen MUST be entered in its respective Breeding class.
11. All exhibitors are responsible for feeding and watering rabbit and cavy entries, including furnishing the water & feed dishes. Exhibitors are responsible for cleaning their cages and surrounding areas.
12. If entries warrant, there will be an Exploration age, Novice, Junior and Senior divisions of Showmanship. Ages for these divisions will follow standard 4-H guidelines.
13. All rabbits and cavy must be shown and carried to the table by their owners in both the judging area and the sale ring. Failure to show your animal at the prescribed

time or make arrangements with the superintendent for a substitute will result in disqualification from that class.

No exceptions will be made except as follows:

- (a) The 4-H'er has prior knowledge that they will not be able to participate in the fair. The Superintendent must be made aware of the conflict and approve the exception.
- (b) A conflict in scheduling with other 4-H events or an emergency (illness, family death, etc.)
- (c) The owner has 2 or more animals in the same class.

In any case, arrangements must be made with the superintendents and/or adult supervisor for a substitute. The substitute must be a Bernalillo County 4-H member.

- (d) The owner has a disability preventing conventional means, then adaptations will be developed between parent, exhibitor, show superintendent and extension staff, to enable owner to participate at their fullest capability, without penalty, in the show. No separate class will be made

- 14. In order to remove your animal, a check-out slip must be obtained from the superintendent.

LOT 331 – PUREBRED RABBIT – PEDIGREED

Lot 331 Purebred Rabbit Pedigreed

Age Classifications

6 Class

Junior under 3-6 months old

Intermediate 6-8 months old

Seniors over 8 months

Age Classification

4 Class

Juniors 6 weeks - 6 months old (must be weaned)

Seniors over 6 months old

All rabbits must be their breed specific minimum weight.

Classification 6 Class

American
Giant Angora
Beveren
Blanc de Hotot
Californian
Champagne D' Argent
Checkered Giant
American Chinchilla
Giant Chinchilla

Cinnamon
Cream D' Argent
Flemish Giant
English Lop
French Lop
New Zealand
Palomino
Satin
Silver Fox

Classification 4 Class

American Fuzzy Lop
American Sable
Belgian Hare
Britannia Petite
Dutch
Dwarf Hotot
English Angora
English Spot
Florida White
French Angora
Harlequin
Havana
Himalayan
Holland Lop
Jersey Wooly
Lilac

Lionhead
Mini Lop
Mini Rex
Mini Satin
Netherland Dwarf
Polish
Rex
Rhinelander
Satin Angora
Silver
Silver Martin
Standard Chinchilla
Tan
Thritana

LOT 341 – CROSSBRED RABBIT CLASSES

LOT 351 – RABBIT MEAT CLASSES

Meat pen shall consist of three rabbits.

Must be same breed and variety.

Age limit 10 weeks, 69 days.

Meat Class Summary

Meat pen (3) 6- 10 weeks 3-5 pounds

Single Fryer 6- 10 weeks 3-5 pounds

Roaster under 6 months 5-8 pounds

Stewer over 6 months over 8 pounds

All roaster entries must be weighed, and the weight must be recorded on the entry form. All rabbits may be weighed to assure they meet The American Rabbit Breeding standard of perfection by the judge.

All meat pen rabbits must be entered in their represented individual breed classes.

The Champion and Reserve Champion meat pen will be sold through the sale ring at the 4-H Small Animal Sale.

LOT 361 - FUR CLASSES
LOT 371 – EXPLORATION AGE (Ages 5-8) RABBITS

There will be a class for all 5-8-years-old to enter rabbits. They may show their own rabbit or borrow another 4H members rabbit with owner permission. No placing awards, but participant ribbons will be given to each contestant.

LOT 340 – PUREBRED CAVY – PEDIGREED

Classes:

Senior - Over 32 oz.

Intermediate - Over 22 oz but not more than 32 oz.

Junior - Minimum weight of 12 oz, maximum weight of 22 oz.

LOT 350 - PET CAVY CLASSES
LOT 360 – CAVY CLOVERBUD

One class for all Cloverbud Guinea Pigs. Cloverbud member may show their own pet. Non-competitive, participant ribbons only awarded.

ALL OTHER SMALL ANIMALS

Small animals may be exhibited and come with self-containment (leash, box, carrier, etc.) Check in 8-10 Monday morning. Please bring a picture of your animal with you for identification purposes. Exhibitors will be judged on their showmanship and presentation skills of their animals: including information on the animals breed, confirmation, diseases, and overall knowledge of care.

5-8-year-olds may show their own animal or borrow another 4H members with owner permission. No placing awards, but participant ribbons will be given to each contestant.

Cat

Tropical Fish

Pet Pals

Scurrying Ahead

Birds

Hamsters

Any other animal not listed in these projects



DEPARTMENT C – DOG EVENTS

Superintendent-Tammy Eldred- 4-H Leader

Rules and Regulations:

Tuesday, July 26, 2022: 8:00 AM Dairy Barn

Entries due: July 15, 2022: on Fair Entry

Entry Fee \$5 per dog (or dog/handler team)

All classes will be judged by American Kennel Club regulations with the following exceptions:

A qualifying score is not required to earn a placement

Rally will not be timed

SHOWMANSHIP:

- Showmanship will have questions based on your breed, parts and general dog care, and there will be a written test for Novice, Junior, Senior
- The Grand champion winners will be determined by handling points and written test scores.
- The winner of each showmanship class including written tests scores will advance to the Small Animal Round Robin Contest.
- The Round Robin contestants will be expected to show Rabbit, Poultry, Cavy, and Dog. The winner of the Round Robin Competition will be considered Grand Champion Showman.
- If a participant has already earned a position in the Round Robin competition in another small animal category, the second-place showman will be selected to show in the Round Robin competition based on showmanship scores.

Classes offered will be:

Showmanship: Senior
 Junior
 Novice
 Exploration Age (ages 5-8)

NOTE: Winners of Novice, Junior, and Senior showmanship classes including written tests scores will advance to the Round Robin Competition.

Regular Obedience Pre-Novice A (Senior, Junior, Novice)
 Pre-Novice B (Senior, Junior, Novice)
 Preferred Novice (All ages combined)
 Exploration Age (age 5-8)

Rally Novice (Senior, Junior, Novice)
 Advanced (Senior, Junior, Novice)
 Exploration Age (Ages 5-8)

(if entered, 5-8-year-olds will do a simplified version of Pre-Novice A and Rally)

1. Show will begin at 9:00 am. Registration will be from 8:15-8:45 am. Please be on time.
2. Classes can be combined if not enough participants. More advanced levels will be offered if needed.

3. Vaccines for dogs: All dogs MUST have a current vaccination certificate for Rabies and DA2PPV (5-Way) vaccination completed and signed by a licensed, accredited veterinarian (paper copy, not tags). Vaccines MUST be given before July 01, 2022, unless current yearly boosters are not yet due.
4. High Point Awards: The high Point Awards will be calculated in each event (showmanship, written test scores, obedience, rally), according to the 4-H members age group of Novices, Juniors, or Seniors. For performance classes, each age group will be ranked according to the score received in that class (obedience and rally) and the points counting toward High Point will be given accordingly
5. If there is a tied score: there will be a runoff at the discretion of the obedience/rally judge(s).
6. Determination of High Point Awards:
 - a. The point system will be based off the 6 points for a full class. A full class means a class with 6 or more entries. Points will be awarded: 1st = 6 points, 2nd = 5 points, 3rd – 4 points, 4th – 3 points, 5th – 2 points, 6th = 1 point. 6 Points will still be award to the 1st place winner if a participant in the class is disqualified.
 - b. If a class has 5 or less entries, then points should be given for the number of class entries. (Example: 1st = 5 points for a class of five, 4 points for a class of four, etc.)
 - c. The winner is determined by adding the points earned by each contestant with each dog in which she/he has placed in the top six. Points are compiled on a one-dog, one 4-H member basis
 - d. In the event of a tie in the 4-H member's age group for the High Point Award, the placing of the Showmanship class will be used to break the tie.
7. Every exhibitor will be expected to help with setup/takedown
8. You are responsible for the behavior of your dog. Disruptive, noisy, or aggressive behavior will not be tolerated. No running around on the show grounds
9. CLEAN UP AFTER YOUR DOG
10. An adult must be present and responsible for younger/smaller children and their dogs

LIVESTOCK DEPARTMENTS

4-H Staff – Brittany Johnson Ag and Natural Resource 4-H Agent

DEPARTMENT E – LIVESTOCK – GENERAL

(Also see Department rules)

1. All Market Animals and Horses must meet ownership requirements. Market Steer and Breeding Heifer ownership is by April 15th of the current year. Goats, Swine, Lambs and Dairy Heifer ownership is June 1. A statement of ownership and drug use must also be certified on the fair entry forms. If certificates of ownership are not in the 4-H office by the due date, your livestock will not be ear tagged for the show.
2. Horses shown in the general division which are not owned by the 4-H member must have an affidavit from the owner stating that the 4-H member manages the horse 75% of the time and has full access to the use of the horse.
3. Exhibitors will only be allowed to show six (6) animals of a species (the total number of entries in a species includes both market & breeding) that have been ear tagged. There is not a limit on the number of project animal's ear tagged. All livestock will be inspected for diseases and proper identification at the fair. The schedule for inspection will be provided prior to the Fair. The exhibitors must be prepared to provide proof of ownership if requested. Market Steers, Market Goats and Lambs will not be mouthed, but once it has been shown in the Bernalillo County 4-H Fair, it can **never** be shown again as a market animal in the Bernalillo County 4-H Fair. If an animal is thought to be the same animal shown in a prior year, and if confirmed, will not be ear tagged for the County Fair. Ear tags must be intact at the time of check-in. If an ear tag is lost or missing, notification must be provided to the species Superintendent and Agent prior to check-in so that a new tag can be assigned.
4. Exhibitors must furnish their own feed and take care of their own animals. PENS AND STALLS MUST BE CLEANED DAILY. After the livestock sale and before check-out time the pens and stalls must be cleaned. Before leaving the Fairgrounds, the exhibitor must schedule a stall inspection with the Department Superintendent. Failure to do so, may result in a disqualification of awards.
5. Animals should not be taken into tack rooms for any reason.
6. Any livestock exhibitor found guilty of any unethical practices, or any practice deemed unethical by the 4-H Fair Board will forfeit all awards and sale money, if any, received by the exhibitor. The owner of the animal will be barred from future participation until such a time as reinstatement is made by the 4-H board.

The following are some examples of unethical practices:

- (a) Doctoring, doping, or injecting animals for body "fillins" of any type. In accordance with New Mexico Expo previous year Premium book found at <https://statefair.exponm.com/p/participate/competitions/livestock-shows>
 - (b) The alteration, changing, defacing, or any modification of the markings of the body structure of the animal.
 - (c) The purposely rendering of harmful or damaging treatment to another exhibitor's livestock.
 - (d) Removal, alteration, damaging or changing of ear tags.
 - (e) Force feeding of water or other liquids or the application of water or other liquids to the fleece of a lamb for the purpose of additional weight.
 - (f) External application of such things as liniments and blistering agents that could cause any change in skin condition.
 - (g) Force feeding water prior to weigh-in.
7. Instruction in fitting or grooming animals is allowed. **However, the 4-H member must be actively involved in this process.** Assistance from Club Leaders, Junior leaders, 1 fitter or other 4-H members is permitted. If there is a lack of active participation by the 4-H member in the fitting or grooming of his/her animal, the violation will be reviewed by Fair board and may be subject to disqualification from show.
8. Adults are not allowed to coach exhibitors while in the show ring.
9. No one, except exhibitors and officials, will be allowed in the show ring while the animals are being judged.
10. All market lambs, market goats, market swine, and market steers will weigh-in according to the schedule. The weigh-in is presided over by the Adult Department superintendent with assistance from the other department superintendents, county agent and livestock committee members. All exhibitors must be present for the weigh in. However, if there is a known conflict, it is the exhibitor's responsibility to advise the species Superintendent and provide for a substitute to attend in his/her place. The species Superintendent will classify the animals at the time of weigh-in. At the time of judging, should the judge disagree with the classification of an animal, the animal will be removed from the class and be shown in the other breed classification. Should the judge believe that an animal will not grade or should be removed from the show, their decision will be final.
11. Market animals will be officially weighed and graded at the time of weigh-in. Market swine, market lambs and market goats may be weighed on portable scales if necessary. The Superintendent or designated weigh master reserves the right to check the balance of the scales in borderline cases. In a borderline case, the animal will be removed from the scale and must remain in the weigh-in area while the scale is recalibrated. Once the scale is recalibrated, the animal may be reweighed for a final weight. The weigh-in schedule

for livestock is tentative, since the number of animals entered determines the time required to complete the weighing process.

12. Market animals that do not meet weight** or grade requirements will be placed in a special (sifted) class and will be judged using the Danish system (blue, red, white awards) and will not be eligible to sell at auction
** See swine declared weight procedures for exception to above.
13. If a 4-H exhibitor is also a member of a FFA chapter in another county that member must choose which county program (Fair) they will show in during the year. If a 4-H exhibitor is also a FFA member they must have their FFA Advisor submit written approval for the individual to show in the Bernalillo County 4-H Fair and not requiring him/her to show in another County Program for a grade. (If the rule is broken the individual will forfeit all sale money)
14. All animals must be shown by their owners in both the judging arena and the sale ring. Failure to show your animal at the prescribed time or make arrangements with the superintendent for a substitute will result in disqualification from that class.
No exceptions will be made except as follows:
 - (a) The 4-H'er has prior knowledge that they will not be able to participate in the fair.
The Fair Board must be made aware of the conflict and approve the exception.
 - (b) A conflict in scheduling or an emergency (illness, family death, etc.) then it must be approved by the superintendent and/or adult advisor.
 - (c) The owner has 2 or more animals in the same class.
In any case, arrangements must be made with the superintendents and/or adult supervisor for a substitute.
 - (d) The owner has a disability preventing conventional means, then adaptations will be developed between parent, exhibitor, show superintendent and extension staff, to enable owner to participate at their fullest capability, without penalty, in the show. No separate class will be made.
15. Project animals must be shown by conventional means of other animals in the show. An adult ring steward will be provided in each show ring to assist exhibitors with control of the animals.
16. Judges of the livestock will offer reasons for placing at the time of judging. Decisions of the judge are final and not subject to protest or appeal.
17. Champion and Reserve champion male and female of each breed in Dairy Goat, Dairy Heifer, Breeding Sheep and Breeding Beef and the Champion and Reserve Champion Market Steer, Market Lamb, Market Goat and Market Swine will be selected if in opinion of the judges they merit this award.
18. Adult handling of livestock will only be permitted for safety reasons or at the discretion of the department adult supervisor. Example: Moving steers from tie up to wash racks.

19. Offspring born to 4-H project animals after the ownership dates specified elsewhere in the book are eligible to be shown in the fair providing the animals meet all department requirements.
20. The total number of entries will determine the number of weight divisions as follows (Market classes):
- | | |
|---------------------|--|
| 6 and under..... | All Weights |
| 7 through 12 | Light and Heavy |
| 13 through 18 | Light, Medium, and Heavy |
| 19 through 24..... | Light, Medium Light, Medium Heavy, and Heavy |
| 25 and over..... | Light, Medium Light, Medium, Medium Heavy, and Heavy |
21. All exhibitors must comply with New Mexico Livestock Board Health regulations that have been or may be issued concerning show animals.
22. Animal Welfare: It is the responsibility of all exhibitors to provide proper and humane care and treatment to animals. Fair Officials reserves the right to disqualify and remove any exhibitor deemed to be in violation of this basic principle of animal
23. Emergency Treatment: If an animal requires emergency treatment while on Show grounds, a licensed veterinarian will be contacted. In the event the veterinarian is unable to be present to administer aid, the verbally prescribed medication and/or recommended treatment may be administered by no less than (2) Superintendents or (1) Superintendent and an active Livestock Committee member or approved adult 4-H volunteer, with notification to the agent prior to administration of medication and/or treatment. The licensed veterinarian's recommended prescription or treatment shall also be obtained in writing within 2 business days to validate the actions administered.
24. The animal(s) that is/are administered treatments are eligible to show and sell (if qualified) only with the Superintendent's and veterinarian's recommendations. A superintendent's approval to show/sell will not override the vet's opinion.
25. Animals that are administered treatments with a withdrawal or extended elimination time period will not be eligible to go to the processor after auction until such withdrawal period has lapsed. The animal will be the exhibitor's responsibility to be taken home to care for until the withdrawal time has lapsed. The exhibitor will then be responsible for making arrangements with the buyer to take to the processor.
25. Treatment Cost: All treatment costs are the responsibility of the exhibitor.

Any violation of set forth rules can result in disqualification of the offender from the show and/or sale, and the forfeiture of all awards and sale money, if any, received by the exhibitor.

BERNALILLO COUNTY 4-H FAIR SPORTSMANSHIP

1. Anyone attending the Bernalillo County 4-H Fair either as an exhibitor, parent, spectator, superintendent, judge, or fair official must conduct themselves in a manner consistent with the following code listed below. These codes of conduct are not limited to the show ring, but are applicable to all departments, activities, and events associated with the Bernalillo County 4-H Fair. Consequences to violating this code of conduct may include, but are not limited to:
 - Verbal Warning
 - Written Warning
 - Removal from Fairgrounds
 - Suspension, reduction and/or loss of premiums
 - Suspension, reduction and/or loss of auction proceeds
 - Loss of future show privileges
 - Notification of law enforcement
 - Notification to local fairs as to disciplinary actions taken

CODE OF SHOW RING ETHICS

1. Exhibitors of animals at livestock shows shall at all times deport themselves with honesty and good sportsmanship. Their conduct in this competitive environment shall always reflect the highest standards of honor and dignity to promote the advancement of agricultural education. This code applies to any exhibitor who compete in structured classes of competition. This code applies to all livestock offered in any event at a livestock show. All adult leaders working with junior exhibitors are under an affirmative responsibility to do more than avoid improper conduct or questionable acts. Their moral values must be so certain and positive that those younger and more pliable will be influenced by their fine example. Exhibitors and responsible persons who violate the code of ethics will forfeit premiums, awards, and auction proceeds and shall be prohibited from future exhibition in accordance with the rules adopted by the Bernalillo County 4-H Fair. Exhibitors who violate this code of ethics demean the integrity of all livestock exhibitors and should be prohibited from competition at all livestock shows. The board will use every precaution for the safekeeping of exhibits.
2. The Bernalillo County 4-H Fair will use diligence to ensure the safety of livestock or articles entered for exhibit after their arrival and placement, but under no circumstances will it be responsible for any loss, injury, or damage done to any article on exhibit. Any exhibitor who in any way, whether in person or by agents, interferes with Fair officials or shows disrespect to them is subject to penalty as the Bernalillo County 4-H Fair Board deems necessary. It is up to the Fair official being harassed to make the official complaint to the Board. The Bernalillo County Fair Board may withhold

from such exhibitor all premiums, which have been awarded and/or expel him/her from further exhibiting at the Bernalillo County 4-H Fair.

Please make sure to read the 2022 livestock exhibitor guide found at:

<https://aces.nmsu.edu/4h/documents/2022-new-mexico-guide-for-livestock-exhibitors.pdf>

DEPARTMENT F

LIVESTOCK SHOWMANSHIP

All members with animals qualified to show will be judged for showmanship. Four classes of Showmanship will be offered for each species department: Exploration Age (ages 5-8), Novice, Junior & Senior. Animals that don't make weight will be shown in the sifted class so the exhibitor may still show in showmanship if he/she desires

Pre-entry, for Showmanship, through entry system is preferred for Beef, Swine, Sheep, Dairy Cattle, Goat and Dairy Goat. Consult the department rules for the handling of the showmanship judging. Only members showing their own animals will be eligible to participate in the showmanship contests in each age category.

- At the conclusion of the Showmanship age divisions, a fun showmanship Contest will be conducted for 4-H members do not own an animal but who would like to gain experience exhibiting a borrowed animal.
- Champion Showmanship ribbons will be awarded in each species of Livestock.

Showmanship classes will be brought back to the show ring and will be judged by age category. (*Novice, Junior, Senior*) The Champion Novice, Champion Junior and Champion Senior showmen will return to the ring and compete for the overall Champion Showman of the species. The winner will be eligible to compete in the Round Robin Grand Champion Showmanship contest. The Reserve Champion showman of the age category that won overall Champion Showman will then compete against the remaining participants for the Reserve Champion Showman of the species.

ROUND ROBIN GRAND CHAMPION SHOWMANSHIP CONTEST

It will be the responsibility of County Livestock Agent, Fair Board Chair, and Livestock Superintendents to coordinate this contest.

Contest participants will bring the animal that they won with in their species showmanship contest to the Round Robin, unless there is a safety issue. If there is a safety concern, the animal best suited for Round Robin will be discussed and selected by the Livestock agent and species superintendent. The exception will be for swine. *Four (4) market hogs will be selected by the superintendent and Livestock agent and the participants may select one of their choosing to show.*

The winning Champion showmen of each species will compete by showing each other's animals. Example: Beef Showman winner will show the Swine entry, etc. They will be *automatically awarded maximum (100) points for showmanship in their species.* The following rules will apply:

- (a) Coaching by outsider will result in disqualification.
- (b) Contestants will enter the ring dressed neatly and appropriately for the species in which they qualified to enter the Round Robin. NO CHANGE of apparel once the contest begins.
- (c) Each Champion showman of his species will give a courtesy demonstration at the beginning of the contest. Judges may narrate and give pointers.
- (d) Each Champion will show the animals selected for the Round Robin and be judged for points.
- (e) Qualified judges will judge each species.
- (f) Contestants will be required to walk the different species around the ring and demonstrate control and set the animals up with the exception of the hog. Show sticks, bats, brushes etc. will be furnished with each animal as required to properly show each different species.
- (g) *Replacement of unruly animals – with the exception of the swine, a replacement animal will be available in the event of an unruly animal.*
- (h) Prior to the contest three species will be designated as the tie breakers.
- (i) Scores will be tabulated by an official scorer.
- (j) One official handler will assist with the rotations.
- (k) The ring steward will announce movements; introduce contestants, judges, etc.
- (l) It will be the responsibility of County Livestock Agent, Fair Board Chair, and Livestock Superintendents to coordinate this contest.
- (m) Scoring will be by species with a maximum of 20 points for each of the following:

- 1. Ability to properly show animal (20 points maximum) _____
Does the contestant demonstrate the proper ability to show the animal?
- 2. Performance and control of the animal. (20 points maximum) _____
Does the contestant demonstrate the proper reasonable and customary activities in the control and performance of the animal?
- 3. Presentation of animal by showman. (20 points maximum) _____
Does the showman demonstrate the proper aspects and techniques of presenting the animal for judging?
- 4. Alertness and appearance of showman. (20 points maximum) _____
Does the showman demonstrate the proper appearance and alertness specific to the showmanship of the animal?
- 5. Sportsmanship of showman. (20 points maximum) _____
Does the showman demonstrate the proper sportsmanship in relation to other contestants, the animal, the audience, and the judge?
(100 maximum Points) _____

- (o) After winning Grand Champion Round Robin Showman once in a species in any prior year, that exhibitor must win Champion showman in another species

before being eligible to show for Grand Champion Showman *in Round Robin* again.

- (p) A 4-H member may ONLY ENTER WITH ONE SPECIES. If qualified with more than one species, the RESERVE showman will represent that species which the Champion elects not to show. In the event that the Reserve Champion showman of a particular species is competing with a different species, unavailable, or chooses not to compete, the next placing showman in that species will compete as the Champion showman for the contest.

DEPARTMENT G – JUNIOR LIVESTOCK SALE

Friday July 30, 2022 pm

Chair: Casey Deines, 4-H Leader

The 4-H Livestock Sale Committee is comprised of volunteers, the sale Co-chairpersons, the Livestock Department Superintendents, and a County Extension Agent.

All sales are final. Any errors occurring must be brought to the attention of the livestock committee as soon as possible.

Should an animal which has been sold die before it is loaded on the truck after the sale, all sale monies will be refunded to the buyer, and exhibitor will suffer the loss.

All animals must be shown by their owners in the sale ring unless prior approval is obtained.

Any animal that has been through a premium sale will not be eligible to sell.

All proceeds from the sale will be paid to the 4-H Livestock Committee.

Buyers will be billed by the Livestock Committee. A cashier will be available for buyers who wish to make payment at the sale.

All animals sold during the sale will be delivered to the packer for processing unless otherwise instructed by the buyer.

Any exhibitor or member of the exhibitor's family, having an animal or animals in the sale are prohibited from seeking special privileges from buyers, such as asking permission to repurchase the animal from the buyer or packer to be shown again or to be used for any other purpose. The seeking of such privileges will subject the exhibitor to disciplinary action as deemed necessary by the Livestock Committee and the 4-H Fair Board, including forfeiture of sale proceeds, being barred from future participation until such a time as reinstatement is made by the 4-H Board.

All sale animals are the property of the Buyer.

An Exhibitor may sell two items of any species through either the small animal or the large animal sale combined.

No animal will be spray painted prior to the sale or messages written on the animal in any other form.

There will be a seven (7) percent assessment of all sale proceeds. The seven percent assessment will go to help pay for the livestock fair and judges' expenses, and some of the livestock sale promotional expenses as deemed necessary by the Bernalillo County 4-H Livestock Committee.

A mandatory meeting of all Livestock sale participants will be held at the livestock sale ring as posted in the schedule. Roll will be called from the sale order. A penalty of twenty (\$20) dollars will be assessed against any exhibitor absence who has not notified the committee prior to the meeting. Exhibitors are responsible for transporting their sale animals to the holding pens prior to the sale. Failure to transport your animal to the holding pen prior to the sale will result in disqualification from the sale.

The sale order will be determined by the Fair Book rules for the respective departments. Final draw-out time from the sale is posted in the schedule. Draw-outs should be in writing and signed by the Exhibitor.

If an entire class draws out of the Sale. The next eligible animal from the next class in the show order shall become eligible for the Livestock Sale.

Any Exhibitor who qualified to sell more than one animal of a species may indicate to the Department Superintendent which animal he would like to sell. If they fail to indicate a preference, the first animal of the Exhibitor in the normal sale order procedures will be sold.

Exhibitors will be required to dress clean and neat in the sale ring. No T-shirts, Tank Tops, or Shorts will be worn in the sale ring.

The maximum number of items to be sold are: 75% of the number of market species entries. There will be no substitutions or "Fill ins". *NOTE: Hog Steer, Meat Goat and Lamb sale numbers shall not exceed 28 hogs, no more than 75% of lambs shown, no more than 75% of meat goats shown and 10 steers.

DEPARTMENT E-1

MARKET SWINE

Superintendent – Everett Dossey, 4-H Leader

Barrows and Gilts may be entered. Boars and Crypt-orchid males shall be sifted. Swine that do not grade number two or better will be sifted by the Judge from the show and will not be eligible for the sale.

All swine must have ear notches that match the New Mexico Livestock Board Swine Identification certificate(s) turned in.

Swine weight limits are as follows:

Minimum 180 lbs.

Maximum 290 lbs

Hogs will not be weighed in before show. Exhibitors will be required to turn in weight cards declaring their hog's weight(s) at least 24 hours before the show. Scales will be available to weigh your animal(s) before weight cards are due. The minimum declared weight is 180 lbs. and the maximum declared weight is 290 lbs. The top five placing hogs from each class will be weighed following placements, or at the judge's/superintendent's discretion. Those hogs that are weighed must be within 10 lbs. (up or down) of their declared weight, or it will result in disqualification.

All Exhibitors or representatives must be present to weigh in their Swine. The swine superintendent will determine the breed class for all swine. Once the breed classification is declared only the judge can remove an animal from a breed classification.

All market Swine must be owned, and records kept from June 1 of the current 4-H year.

All animals will be placed in the breed classes designated by the breed classifier. The Show Judge will be instructed any animals shown in a breed class that do not show breed Characteristics will be removed to the other breed classes on his decision.

Classes will be:

LOT-101 Poland China and Spotted Poland China

LOT-110 Duroc

LOT-111 Hereford

LOT-120 Hampshire

LOT-130 Chester White

LOT-140 Yorkshire

LOT-150 Crosses and all other breeds
LOT-160 OPB

Classes may be divided by breed and/or weight with a minimum of three (3) hogs will constitute a class. If the classes are deemed too small, they may be combined with another breed class at the supervisor's discretion.

Each First Place Swine in each weight class within a breed will show for Champion of the breed. Once the Champion is selected, the 2nd place from the weight class that the Champion was selected from will show for reserve Champion against all other First Place Swine in the other classes of the breed for reserve Champion of the breed. If only one weight class exists, then the First and Second place of the breed will be Champion and Reserve Champion of the breed. Once all Champions are selected, they will then show for Grand Champion of the show. After the Champion of the show is selected, the Reserve Champion of the breed that the Grand Champion is selected from will show against all other Champions for Reserve Champion of the show.

After each breed class and weight class has been established, the supervisor will split proportionally the number of Swine to be sold within each breed classification. The number of Swine to be sold will be determined by multiplying the number of exhibitors by 75% but no more than 28 hogs.

The sale order will be determined from the light to heavy class beginning with Lot 101.

Swine Showmanship. Showmanship classes will be brought back to the show ring and will be judged by age category (*Exploration Age (ages 5-8), Novice, Junior, Senior, Fun*). *Exploration Age will be the first showmanship class. The participant will be accompanied by an older 4-H member for assistance in the ring, as needed.*
See Department F Livestock Showmanship for more details.

- At the conclusion of the Showmanship age divisions, a fun showmanship Contest will be conducted for 4-H members do not own an animal but who would like to gain experience exhibiting a borrowed animal.

DEPARTMENT E-2 & E-3 SHEEP

Superintendent – Jessica Jones, 4-H Leader

DEPARTMENT E-2 - MARKET LAMBS

Lambs may be inspected at gate 6 of the Fair Grounds before entering the grounds. The ear tag of infected animals will be removed and the animal will not be allowed on the Fairgrounds. The policy for identifying and handling of infected animals will be directed by the New Mexico Livestock Board.

Ewes and Wethers may be entered into market classes. Lambs that do not grade choice or better will be shown in their respective class but may be sifted from the sale at the judge's discretion.

All market Lambs must be owned and records kept from June 1 of the current 4-H year.

Lambs must be sheared within one fourth (1/4) of an inch before weigh in. The Lambs will be weighed with a portable scale at the time specified in the schedule. Lambs must weigh a minimum of 80 pounds and the maximum weight is open. To allow for any adjustments in regard to the portable scale, a slack weight will be allowed. If a Lamb weighs between 77 and 80 pounds, the weight will be declared as 80 pounds.

All Exhibitors or their representative must be present to weigh in their Lamb and declare the breed classification. Once the breed classification is declared only the judge can remove an animal from the breed classification.

All animals will be placed in the breed classification designated by the exhibitor. The Show Judge will be instructed any animals shown in a breed class that do not show breed characteristics can be removed to the other breed classes on his decision.

All animals must be ear tagged prior to the Fair as provided for in the General Rules.
Classes will be:

<i>LOT-202</i>	<i>Sifted</i>
<i>LOT-203</i>	<i>Fine Wool</i>
<i>LOT-204</i>	<i>Western Whiteface</i>
<i>LOT-205</i>	<i>Fine Wool Cross</i>
<i>LOT-206</i>	<i>Dorsets</i>
<i>LOT 207</i>	<i>Blackface</i>
<i>LOT-208</i>	<i>Purebred Southdown</i>
<i>LOT-209</i>	<i>Mutton Crosses not listed in other classes</i>

The classes will be divided by breeds with the numbers as prescribed in the general livestock rules. A minimum of three (3) lambs will constitute a class. If the classes are deemed too small, they may be combined with another breed class at the supervisor's discretion.

After each breed class and weight class has been established, the supervisor will split proportionately the number of lambs to be sold within each breed classification. The number of lambs to be sold will be determined by multiplying the number of exhibitors by 75%.

The sale order will be determined from the light to heavy class beginning with Lot 203.

Lamb Showmanship. The Champion and Reserve Champion will be selected in Novice, Junior, Senior and Fun levels. *See Department F Livestock Showmanship for more details.*

- At the conclusion of the Showmanship age divisions, a fun showmanship Contest will be conducted for 4-H members do not own an animal but who would like to gain experience exhibiting a borrowed animal

DEPARTMENT E-3 BREEDING SHEEP

A Sheep can be entered and shown only in Market Lamb or breeding, but not in both classes. Each breed will be judged separately. A minimum of three animals will constitute a breed class. Classes not meeting this requirement will be combined with another breed class at the Department Superintendent's discretion.

L-301	Ewe Lambs under one year. (As of Jan. 1, 2022)
L-302	Ram Lambs under one year. (As of Jan. 1, 2022)
L-303	Ewe - One year and under two. (As of Jan. 1, 2021)
L-304	Ram - One year and under two. (As of Jan. 1, 2021)
L-305	Ewe - Two years and older. (As of Jan. 1, 2020)
L-306	Ram - Two years and older. (As of Jan. 1, 2020)

DEPARTMENTS E-4 & E-5 BEEF

Superintendent –Ramirio Gallegos, 4-H Leader

Steer Classifications will be determined by actual weight. The class split is made at the discretion of the Department Supervisor and may not be exactly equal in number due to weight ranges. A minimum of (3) steers will constitute a class. If a sufficient number is unable to be met, classes may be combined at the Superintendent's or judge's discretion. The number of steers to be sold will be no less than 5 and no more than 10 steers.

An Exhibitor may qualify for one auction slot. An additional sale slot may be considered for an Exhibitor owning and showing multiple steers if additional slots are available. The additional slots will not increase the maximum number of total steer sale slots (10). Placing will be used to determine the animals that may qualify for an additional sale slot and also be used to determine where that animal is placed in the sale order. The Maximum number of steers to be sold by an Exhibitor will not exceed two (2).

Market Steers must be owned and records kept from April 15th of Current 4-H year.

Class division will be separated from light to heavy weights:

Classes will be:

LOT- 400 Sifted Market Steers

LOT-401 Market Steers per actual weight.

Market Steers that do not grade high good or better will be sifted by the judge from the show and will not be eligible for the sale. Market Steers that weigh under 1000 pounds will be shown in the sifted class. The top weight limit is open. Bulls, Stags, Heifers, Cryptorchid Males, etc. will be sifted. Weigh-in will be at the time specified in the schedule.

LOT 402 Miniature Market Steers

Miniature Market Steers that do not grade high good or better will be sifted by the judge from the show and will not be eligible for the sale. Steers that weigh under 500 pounds will be shown in the sifted class. The top weight limit is 999 pounds. Bulls, Stags, Heifers, Cryptorchid Males, etc. will be sifted. Weigh-in will be at the time specified in the schedule. The number of these steers to be sold will be determined on a percentage basis of the number of overall exhibitors and steers.

LOT- 403 All Other Cattle Breeds Steers

Steers include Longhorn Dairy Breed Steers etc. Steers must be shown with a halter.

All exhibitors must be present to weigh in their Steer(s). Nose rings or leads may be used during the Steer show. Those Exhibitors using nose rings or leads will not be eligible to win the Showmanship Award.

DEPARTMENT E-5 BREEDING BEEF

Each breed will be judged separately. One class for all crossbreeds for each age group will be exhibited.

- L-501 Heifers, Junior Calves, calved on or after January 1, 2022
- L-502 Heifers, Winter Calves, calved October, Nov, and December 2021
- L-503 Heifers, Senior Calves, calved August, September 2021
- L-504 Heifers, Summer Yearlings, calved May, June, and July 2021
- L-505 Heifers, Spring Yearlings, calved, March, April 2021
- L-506 Heifers, Junior Yearlings, calved January, February 2021

Beef Showmanship: Steers and Breeding Heifers Show Together

Beef Showmanship competitors will be brought back to the show ring and will be judged by age category. (*Novice, Junior, Senior*).

See Department F Livestock Showmanship for details.

At the conclusion of the Showmanship age divisions, a fun showmanship Contest will be conducted for 4-H members do not own an animal but who would like to gain experience exhibiting a borrowed animal

DEPARTMENT E-6 GOAT

Superintendent – Mandi Martin and Alice Hults, 4-H Leader

Entries:

All goats shown must be owned and records kept by the exhibitor beginning on or before June 1 of the current 4-H year.

All goats must be tattooed

Competition is open to registered, recorded, and non-registered animals.

Exhibitors must be able to show their goat. Collars or chin collars with leads are necessary during the judging of classes or showmanship classes.

Awards will be made from first through sixth place.

Check In/Weigh In:

All goats will be identified, checked in, and market goats will be weighed at the fair

Tattoos will be verified at weigh in

All goats must be dehorned or tipped prior to check in. Dehorning wounds must be healed by check in time.

Goats must be always kept under exhibitors' control. Goats with tipped horns must be kept separate from dehorned goats at check in, during the shows and penned separately to avoid injury to other animals, exhibitors, or spectators.

Health:

Goats with signs of sickness, lice, ringworm, abscesses, ulcerations, or any abnormality will be disqualified and must be removed from the grounds immediately upon the decision of the goat superintendent.

Supplies and Equipment:

Exhibitors must provide their own animal bedding along with all other equipment and supplies needed to maintain and show their goats.

Fitting and Showing:

At the time of weigh in, market goats must be slick shorn above the hock and knees with hair not to exceed the length of 3/8".

A Goat may be entered and shown only in either Marker or Breeding class, but not in Both classes. The classes shall include all breeds. A minimum of three (3) animals will constitute a breed class. Classes not meeting this requirement will be combined with another breed class at the Department Superintendents or Judge's discretion.

Market Goats:

- Wether or female (unbred) goats may be shown
- Male goats must be castrated and healed by the check in date.
- Market goats must weigh a minimum of fifty (50) pounds to be eligible to show.
- Market goats will be required to have horns tipped; no sharp points allowed upon arrival.
- The number of classes will be determined by the weights of the goat and the total number of entries.
- The minimum number of animals to sell in the Jr. Livestock Sale will be (2) two and the maximum shall be (12) twelve.

The winning entry in the "Best Doe of Show" cannot be shown the year following winning that category.

Market & All Other Breeds

L-614 Market goats (wethers & does). Classes will be determined by weight.

L-615 Angora

Breeding Goat

L-617 Doe Kid under one year. (As of Jan 1, 2022)

L-618 Buck Kid under one year. (As of Jan 1, 2022)

L-619 Doe one year under two. (As of Jan 1, 2022)

L-620 Buck one year under two. (As of Jan 1, 2022)

L-621 Doe two years and over. (As of Jan 1, 2022)

L-622 Buck two years and over. (As of Jan 1, 2022)

L-623 Miniature, Pygmies, and other "miniature" goat breeds Doe Kid under one year. (As of Jan 1, 2022)

L-624 Miniature, Pygmies, and other "miniature" goat breeds Buck Kid under one year. (As of Jan 1, 2022)

L-625 Miniature Pygmies, and other "miniature" goat breeds Doe one year under two. (As of Jan 1, 2022)

L-626 Miniature Pygmies, and other "miniature" goat breeds Buck one year under two. (As of Jan 1, 2022)

L-627 Miniature Pygmies, and other "miniature" goat breeds Doe two years and over. (As of Jan 1, 2022)

L-628 Miniature Pygmies, and other “miniature” goat breeds Buck two years and over.
(As of Jan 1,2022)

Showmanship Market and Breeding

Showmanship classes will be brought back to the show ring and will be judged by age category. (*Novice, Junior, Senior, Fun*) The Champion novice, junior and senior will complete to be selected the Champion Swine Showman and compete in the Grand Champion Round Robin Showmanship contest. If the - Champion is not available to compete, then the Reserve Champion Swine Showman will represent the swine department in the Round Robin contest. If the Reserve Champion is unable to compete, then the next placed competitor as deemed by the judge will compete in the Round Robin contest

**** Fun Showmanship**

- At the conclusion of the Showmanship age divisions, a fun showmanship Contest will be conducted for 4-H members do not own an animal but who would like to gain experience exhibiting a borrowed animal

Division F: Exploration Age (ages 5-8)

Exploration Age Goat Class (One class for all 5-8-year-olds to be the first Showmanship class of the show. An adult or senior 4-H member must have control of the animal with the participant and accompany them in the show ring.

DEPARTMENT E-8 Dairy Goat

Superintendent Mandi Martin and Alice Hults, 4-H Leader

Dairy Goats:

It is suggested that exhibitors wear white clothing or dairy colors (black and white) when showing dairy goats

Animals over two (2) years of age that have never freshened are not eligible to be shown.

Each breed will be judged separately; however, different dairy breeds may be combined in classes when the number of entries does not allow for a separate class for each breed.

Purebred goats will be judged separately from recorded and unrecorded grades.

Recorded and Unrecorded Grades

L-801: Doeling under one year. If entries warrant, class will be divided into two age groups.

L-802: Dry yearling

L-803: One year and under two in milk

L-804: Two years and under three in milk

L-805: Three years and under five in milk

L-806: Over five in milk

Registered. If there are not enough animals in each breed to show the breed separately, these classes will be combined into All Purebred.

L-801: Doeling under one year. If entries warrant, class will be divided into two age groups.

L-802: Dry yearling

L-803: One year & under two in milk

L-804: Two years and under three in milk

L-805: Three years & under five in milk

L-806: Over five in milk

Showmanship

L-807 Novice Showmanship

L-808 Junior Showmanship

L-809 Senior Showmanship

**** Fun Showmanship**

- At the conclusion of the Showmanship age divisions, a fun showmanship Contest will be conducted for 4-H members do not own an animal but who would like to gain experience exhibiting a borrowed animal

Exploration Age (ages 5-8)

L-810 Exploration Age Goat Class (One class for all 5-8-year-olds to be the first Showmanship class of the show. An adult or senior 4-H member must have control of the animal with the participant and accompany them in the show ring)

DEPARTMENT E-7 Dairy Heifers

Superintendent –Richard Powell, 4-H Leader

Dairy heifers between 3 months and 24 months of age will be shown. No bulls. Enrollment in the Dairy Project must have been by May 1 of the current year and ownership of the heifer must have been continuous since June 1st of the current Year.

Formation of classes will be determined by the county Dairy Superintendent after all entries have been received. The classes will be broken according to the birth date of the heifers. When possible, not more than 4 months range in age will be shown in the same class (i.e. Class will contain heifers born January 1 through April 30th). Bred heifers will not be shown with “open” or unbred heifers. This may make it necessary for classes to be held with only one entry.

Classes are as follows:

- Class 1--Spring Heifer Calf, born Jan. 1 - April 30, 2022, weight range 200-525 lbs.
- Class 2--Winter Heifer Calf, born Nov. 1 - Dec. 31, 2021, weight range 400-700 lbs.
- Class 3-- Fall Heifer Calf, born Sept 1 - Oct. 31, 2021, weight range 500-775 lbs.
- Class 4--Summer Yearling, born July 1 - Aug 31, 2021, weight range 600-900 lbs.
- Class 5--Spring Yearling, born May 1 - June 30, 2021, weight range 700-1000 lbs.
- Class 6-- Winter Yearling, born Jan 1 - April 30, 2021, weight range 800-1100 lbs.
- Class 7--Fall Yearling, born Sept. 1 - Dec. 31, 2020, weight range 900-1175 lbs.

- ✓ Heifers in class 6 & 7 must be bred and need certification from exhibitor's veterinarian

Classes for heifers judged on general conformation will be held. The first and second place heifers from all classes will be eligible for the championship class held after the last regular class. Unruly and uncontrollable heifers will be excused from the ring at the discretion of the judge and Dairy Superintendent.

A showmanship class for Novice, Junior and Senior 4-H members will be held following the Championship class according to the 4-H members age (Novice, Junior, or Senior). *See Department F Showmanship for details.*

At the conclusion of the Showmanship age divisions, a fun showmanship Contest will be conducted for 4-H members do not own an animal but who would like to gain experience exhibiting a borrowed animal

Health Requirement by Law

1. New Mexico Origin

- a. Negative Brucellosis test if 18 months of age, unless OCV under 20 months of age and vaccinated between 4-10 months of age.
- b. All sexually intact dairy cattle over 4 months of age are required to have a negative TB test. TB tests will be honored for 120 days prior to showing.

Out of state Dairy Cattle - check with NM Livestock Board or County 4-H office for requirement.

DEPARTMENT H **HORSES**

**4-H Staff- Brittany Sonntag
Superintendent – Raquel White, 4-H Leader**

Open 4-H Horse Show & Speed Events – Saturday, July 23, 2022 beginning at 8:00 AM

Classes in the Horse Department are designed to recognize the achievements of 4-H Horse Project members with their own projects and encourage new participants to join 4-H. (4-H MEMBERS ARE REQUIRED TO SUBMIT HORSE CERTIFICATES ON ALL PROJECT HORSES AS PER STATE RULE.) The certificates must be filed with the county agent in charge of the Horse project by May 1st of the current year. The horse must be owned and/or managed at least 75% of the time by the 4-H member and records kept from ownership deadline of the current year. Horses that are not owned by the 4-H member must turn in a lease agreement to the 4-H Agent by May 1st.

Family members may show the same registered horse as long as it is properly registered for each family member and is shown in separate divisions. In the event of the loss or injury or illness, which causes lameness or otherwise renders the horse unfit to show, of a horse otherwise properly entered in the show, at the request of the exhibitor and upon approval of show management, one substitution of another properly certified horse will be allowed. Such request and approval must be made at least three classes in advance of the exhibitor's next class and the "one horse one rider" rule shall apply.

AWARDS

High Point Awards will be given to the Senior, Junior, and Novice Exhibitor, based on placing's in classes 1 through 38. A Champion Showmanship award will be awarded to the highest placed Bernalillo County 4-H member from the Senior, Junior and Novice level classes.

In order to win a High Point Award, the exhibitor must show in his/her appropriate Showmanship class, either the Western Horsemanship or English Equitation class, and at least one class in the performance section. Points shall be kept on a "one horse/

one rider” basis. Ties will be broken according to placing’s in Showmanship classes. A High Point award will also be given to the top Donkey/Mule/Miniature.

High Point award for speed, will be given to the Senior, Junior, and Novice Exhibitor scoring the highest number of points in Speed Events, classes 39-58, highest total points combined from Pole Bending, Barrel Racing, Stake Race and Keyhole. Ties will be broken according to placing’s in Barrels classes. A High Point Award will also be given to the top Donkey/Mule Miniature.

POINTS

Points shall be awarded to each exhibitor and horse team on the basis of the number in the class. If there is only one exhibitor, first place shall receive 1 point; 2 exhibitors, 2 points; up to 6 points. In a class of two exhibitors, second place shall receive 1 point; in a class of three, 2 points, and third place one point; and so on.

No points are awarded for Bareback on a Dollar.

GENERAL HORSEMAN’S DIVISION RULES

When you arrive please check-in with the show secretary’s office. All patterns will be posted one hour before the start of the show.

- 1. AQHA and New Mexico State 4-H Horse Show Rules of the current year book apply except where noted below. New Mexico State 4-H Horse Show rules supersede AQHA rules. NO STALLIONS.**

Exceptions:

- A. Age and married rules in the AQHA handbook do not apply. 4-H requirements only.**
- B. Showmanship – In general, AQHA rules govern the showmanship classes at the Bernalillo County Fair Horse Show. However, a member showing a horse of a breed that has Showmanship rules differing from AQHA may show his/her horse according to the breed rules, providing the member has provided a current copy of these rules to Show Management, and that the member has stated his/her intention to show according to these rules at the time he makes his entry. PLEASE NOTE: 4-H RULES REQUIRE A HAT TO BE WORN AT ALL TIMES.**
- C. A Championship Showmanship contest will be conducted at the Bernalillo County 4-H Fair. The Champion Novice, Champion Junior and Champion Senior showmen will return to the ring and compete for the overall**

Champion Showman of the species. The winner will be eligible to compete in the Round Robin Grand Champion Showmanship contest. The Reserve Champion showman of the age category that won overall Champion Showman will then compete against the remaining participants for the Reserve Champion Showman of the species.

D. Disciplined Rail, and Bareback-on-a-dollar are not AQHA recognized classes. The requirements and general conduct of these classes are at the discretion of the judge and the show management. A brief description of what is expected is provided in the description of classes section.

2. If a rider scratches a class, he/she must inform the show secretary. Exhibitors showing swine, attending small animal presale meeting, and livestock sale meeting must notify the show secretary. A participant in the swine show or animal sale meetings that doesn't notify the show secretary prior to leaving for the show or sale will be considered scratched from his/her classes which come up during the show or meeting. If the participant notifies the show secretary, the show secretary will meet with the horse council official and judge and a judgment call may be made to possibly grant the participant to return to show in his/her classes. Classes may be altered to accommodate for kids out for the show or meeting.
3. An exhibitor may enter no more than two project horses in their respective division.
4. An exhibitor must care for and exhibit his own project. No physical fitting, grooming, warming-up, or riding the horse by anyone other than the exhibitor is permitted on the fairgrounds during the 4-H Fair without penalty to the exhibitor. Exception: Exploration Age and Novice members may receive assistance from an adult or another 4-H member in fitting and grooming where safety factors and physical limitations are present but the exhibitor must be actively involved in the fitting grooming, etc. at all times. No riding lessons or coaching is allowed.
5. In the interest of safety, any horse that is uncontrolled in the arena or on the grounds will be asked to be removed from the arena or grounds.
6. The project horses exhibited must be owned and/or managed and records kept from May 1 of the current year.
7. The fee is \$35.00 for the entire show or \$5.00 per class and an office fee of \$10.00. Pre-Registration is REQUIRED. Changes (i.e., add/deletion of classes) can be done the day of the show, in coordination with Division Rule #2.

8. No member may spend any night on the Fairgrounds without adult supervision. Staying overnight at the Fairgrounds requires permission from Show Management and NM State Fairgrounds representative.
9. No riding or taking horses outside of designated areas will be allowed.
10. No double riding of horses is allowed, no riding in tennis shoes (boots must be worn when mounted), and no loping outside of arenas or designated warm-up areas.
11. No one may ride a borrowed horse during the Bernalillo County 4-H Fair without prior approval from Horse Council.
12. New Mexico State 4-H Horse Show dress code requirements apply for both Western and English Classes. Chaps are optional for reining. Helmets may be worn in any or all classes. A helmet is required for all speed events.
13. Classes will be divided by:
4-H Age Group (based on the exhibitor's age as of January 1 of the current year):
 - Exploration Age – 5 to 8 (Walk/Trot Only)
 - Novice – 8 to 11 (8 and in the 3rd grade, or 9 - 11)
 - Junior – 11 to 13 (11 years old and in the 6th grade, or 12-13)
 - Senior – 13 to 19 (13 years old and in the 8th grade, or 14-19)
14. Bring ALL your tack, equipment, and clothes that you will need for the entire show. The classes will be run in the order listed and as time permits. Classes will be run as depicted in the premium. COME PREPARED. The Agent/superintendent may change the order of classes to allow for exhibitors to participate in other fair obligations.
15. To help 4-H members better prepare for the Trail Class, please read the AQHA rulebook for the complete rules. A sample trail course might be as follows: gate, bridge, and logs, back through an “L”, remove slicker from pole and return, and execute a 360 degree turn within a square.
16. Only the horse and exhibitor may pass the gate when entering the arena. Exception: Exploration age exhibitor (if necessary)

SHOWMANSHIP SECTION (Classes 1- 5)

Entry and Exhibitor will be judged on showmanship at halter which includes grooming, manners, condition of animal, and manner and presentation of the exhibitor. Care and management questions may be asked of the exhibitor concerning the project.

Showmanship classes will be judged on a first through sixth placing. Exception: Exploration age is not judged and will only receive a participation ribbon.

Showmanship classes will be judged on a first through sixth placing.

- 1 Showmanship – Senior
- 2 Showmanship – Junior
- 3 Showmanship – Novice
4. **Showmanship – Exploration Age**
5. **Showmanship - Mule (or Donkey)**

HORSEMANSHIP SECTION (Classes 10-12; 17-19)

Entries will be judged on the rider's ability to handle their mount and complete a pattern which will be posted prior to the class. Walk, jog/trot, lope/canter, stop, back, mount and dismount may be called for by the judge. Ribbons will be awarded for first through sixth place. (No exploration age will participate in Horsemanship Section classes)

Inhumane and severe equipment is not permitted. Refer to Rule 12 in the General Horsemanship Division for proper attire.

WESTERN HORSEMANSHIP

17. Western Horsemanship – Senior
18. Western Horsemanship – Junior
19. Western Horsemanship – Novice

ENGLISH EQUITATION

10. English Equitation – Senior
11. English Equitation – Junior
12. English Equitation – Novice

PLEASURE SECTION (Classes 6-9; 13-16)

Entries will be judged on the horse's quality of movement at a walk, jog/trot, lope/canter, stop, and back based on AQHA guidelines. Ribbons will be awarded for first through sixth place. Exception: Exploration age is not judged and will only

receive a participation ribbon.

Inhumane and severe equipment is not permitted. Refer to Rule 12 in the General Horseman's Division for proper attire.

WESTERN PLEASURE

- 13. Western Pleasure – Senior
- 14. Western Pleasure – Junior
- 15. Western Pleasure – Novice
- 16. Western Pleasure – Exploration Age**

ENGLISH PLEASURE

- 6. English Pleasure – Senior
- 7. English Pleasure – Junior
- 8. English Pleasure – Novice
- 9. English Pleasure – Exploration Age**

PERFORMANCE SECTION (Classes 20-38)

Ribbons will be awarded for first through sixth place. Patterns will come from the current years AQHA handbook for any class requiring a pattern. There are no Exploration age classes offered in the Performance Section.

DISCIPLINED RAIL

This is an advanced equitation on the rail class and advanced maneuvers such as side pass, leg yield, forehand turn, back in a circle or pivot may be called for by the judge. This class is to be shown in English attire and tack

- 20. Disciplined Rail – Senior
- 21. Disciplined Rail – Junior
- 22. Disciplined Rail – Novice

RANCH RIDING

In this class, the purpose is to measure the ability of the horse to be a pleasure to ride while being used as a means of conveyance from performing one ranch task to another. In all gaits, movement of the ranch riding horse should simulate a horse needing to cover long distances, softly and quietly, like that of a working ranch horse.

- 23. Ranch Riding – Senior
- 24. Ranch Riding – Junior
- 25. Ranch Riding – Novice

RANCH REINING

This class measures the ability of the ranch horse to perform basic handling maneuvers with a natural head carriage in a forward looking manner.

- 26. Ranch Reining – Senior
- 27. Ranch Reining – Junior
- 28. Ranch Reining – Novice

REINING

A pattern will be selected from the current AQHA handbook.

- 29. Reining – Senior
- 30. Reining – Junior
- 31. Reining – Novice

JUMPING IN-HAND

- 32. Donkey or Mule
- 33. Miniature

TRAIL

A maximum time to complete the course will be imposed on all trail classes; riders still on the course at the expiration of the limited shall be excused. Patterns will be posted at the beginning of the class and AQHA rules will apply unless otherwise noted.

- 34. Trail – Senior
- 35. Trail – Junior
- 36. Trail – Novice

TRAIL IN-HAND

- 37. Donkey or Mule
- 38. Miniature

BAREBACK ON A DOLLAR

Bareback on a dollar requires riders to place a dollar bill under their leg and keep it there while riding bareback. The judge will call for the exhibitors to perform different gates and maneuvers. The last exhibitor left with their dollar will be the winner of the class. All exhibitors must provide their own dollar. (These classes are for all ages)

- 59. Bareback on a dollar – all ages

TIMED EVENTS SECTION

A clearly visible start/finish line shall be provided, and the time will start when any part of the horse crosses the start line and will stop when the horse's nose crosses the finish line.

In accordance with New Mexico State 4-H Horse Show rules, a helmet must be worn during speed events.

Breaking the designated pattern will receive a "no time". If the horse re-crosses the starting line at any time the pattern will be considered broken and the run will receive a no time. The judge may disqualify an exhibitor for excessive whipping.

The gate must be closed prior to starting the run and must remain closed until the pattern is complete and the horse is at a controlled walk; All exhibitors must WALK into the gate. There will be no running through the gate.

Reruns will only be given due to malfunction of the timing

equipment. The arena will be dragged at the show management's

discretion.

POLE BENDING

Patten is to be run around six poles. The exhibitor may start either to the right or left of the first pole and run the remainder of the pattern accordingly. Start at the start/finish line, proceed all the way past the last pole and then weave around each pole towards the start/finish line and back again towards the last pole, after circling the last pole, proceed back to towards the start/finish line on the opposite side of the approach. Touching a pole by the horse or rider is permitted, however, there will be a five second penalty for each pole that is knocked over or knocked-off course. If a horse misses a pole, and the rider backs the horse to accomplish the missed pole, that is not considered breaking pattern. If the rider turns the horse around, that is breaking pattern and a dis-qualifying run

39. Pole Bending – Senior

40. Pole Bending – Junior

41. Pole Bending – Novice

POLE BENDING IN-HAND

42. Donkey or Mule

43. Miniature

BARREL RACING

The cloverleaf pattern is the only approved pattern.

The exhibitor may start on from either the left or right side of the first barrel. There will be a five second penalty for each barrel knocked over or knocked-off course. If a horse

misses a barrel, and the rider backs the horse to accomplish the missed barrel, that is not considered breaking pattern. If the rider turns the horse around, that is breaking pattern and a dis-qualifying run.

- 44. Barrel Racing – Senior
- 45. Barrel Racing – Junior
- 46. Barrel Racing – Novice

BARREL IN-HAND

- 47. Donkey or Mule
- 48. Miniature

STAKE RACE

- 49. Stake Racing – Senior
- 50. Stake Racing – Junior
- 51. Stake Racing – Novice

STAKE RACE IN-HAND

- 52. Donkey or Mule
- 53. Miniature

KEYHOLE

- 54. Keyhole – Senior
- 55. Keyhole – Junior
- 56. Keyhole – Novice

KEYHOLE IN-HAND

- 57. Donkey or Mule
- 58. Miniature

The mission of today's 4-H is to help youth and volunteers in their development through hands-on educational progress, using the knowledge and educational base of land- grant universities. The 4-H mission is accomplished through the direct involvement of youth, adults and community.

4-H educational programs are designed to enable young people to become independent and participating members of their family and community by creating experiences to build self-confidence, by developing inquiring minds, by encouraging interpersonal cooperation, by developing concern for the community, and by teaching decision-making through real-life participation.

Furthermore 4-H observes Public Law 94-142 which states

"No Individual, shall solely by reason of handicap, be excluded from participation in or denied the benefits or be subjected to discrimination under any program or activity receiving federal financial assistance."



Protected Under
18 U.S.C. 707